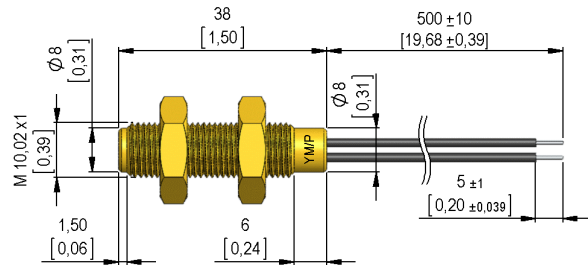


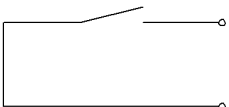
**Cable**  
single wires AWG24, black  
UL-Style 1007/1569  
Enzelltitzen AWG24, schwarz  
UL-Style 1007/1569

**Terminals/Connector**  
ends tinned  
Enden verzinkt


**Dimensions mm[inch]**  
tolerances acc. to DIN ISO 2768-m  
Toleranzen gem. DIN ISO 2768-m




**Schematic**



**Isometric**  
Scale 1:2  
Maßstab 1:2



**Marking**  
according to EN60062/factory code  
gem. EN60062/Fertigungsstätte



Magnetic properties	Conditions	Min	Typ	Max	Unit
Pull-In	at 20 °C				AT
Test equipment		KMS-18 + PH 42			

Special Product Data	Conditions	Min	Typ	Max	Unit
Contact - form		A - NO			
Contact rating	Any DC combination of V & A not to exceed their individual max.'s			10	W
Switching voltage	DC or Peak AC			180	V
Carry current	DC or Peak AC			1,25	A
Switching current	DC or Peak AC			0,5	A
Sensor-resistance	measured with 40% overdrive			270	mOhm
Housing material		brass			
Sealing compound		Polyurethan			
Reach / RoHS conformity		yes			

Environmental data	Conditions	Min	Typ	Max	Unit
Shock	1/2 sine, duration 11ms, in 3 axis			50	g
Vibration	from 10 - 2000 Hz			20	g
Operating temperature	cable not moved	-30		80	°C
Operating temperature	cable moved	-5		80	°C
Storage temperature		-30		80	°C

Data to reed-contact modifica	Conditions	Min	Typ	Max	Unit
Overall length cable	Tolerance according to drawing		500		mm

Cable specification	Conditions	Min	Typ	Max	Unit
Cable type		single wires			
Cable material		PVC			
Cross section		AWG 24			

General data	Conditions	Min	Typ	Max	Unit
Mounting advice		over 5m cable, a series resistor is recommended.			
Tightening torque	Screw M3 ISO 1207 Disk ISO 7089			1	Nm