


CL1 SERIES COVELED1



FEATURES / BENEFITS

- ▲ Ultra slim design
- ▲ Up to 50,000+ hr life
- ▲ Low energy use
- ▲ No IR or UV emissions
- ▲ Low maintenance costs
- ▲ Immediate start-up
- ▲ IP 67 rated option for damp environments
- ▲ Latest high efficiency LED technology

APPLICATIONS

The CL Series is designed for use in a wide range of lighting applications, especially areas which benefit from its ultra slim profile, low energy and long operating life. Designed around the latest LED technology, the CL1 series represents true innovation in lighting, delivered in a package which blends seamlessly into its surroundings. Sample applications include, but not limited to: Cove and cornice lighting, shelf lighting, integrated into furniture, under counters, stair hand rails, display cases, task lighting.

OPERATING CONDITIONS

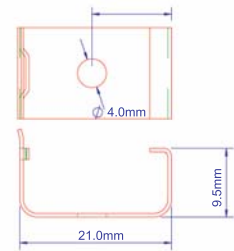
- ▲ Ambient temperature -20°C to +55°C (-4°F to +131°F)
- ▲ Recommended maximum input current 350mA

MATERIALS/FINISH

- ▲ Anodized Aluminum
- ▲ Nichia O83 A LEDs

MOUNTING INFORMATION

- ▲ Each module supplied with 300cm [108"] of cable pre-wired with bare ends
- ▲ Mounting spring clips included.



2 supplied per module

Matl: Spring Steel Bright Zinc Plated

Length mm [Inches]	LEDS	Power Consumption (Watts) Typ. with 350mA Driver	Cable Diameter / Length	Typ Cool White Output (Lumens) @ 350mA	Typ Warm White Output (Lumens) @ 350mA
225.5 mm [8.88"]	2	2.4W	4mm / 300 cm	144	102
622.5 mm [24.51"]	6	7.2W	4mm / 300 cm	432	308
822.5 mm [32.38"]	8	9.6W	4mm / 300 cm	576	408

Based on LED manufacturers 25°C "flash test" data. @ 20°C ambient actual output will be 10 - 25% less depending on mounting.

Dialight-Lumidrives Ltd.

York House • Wetherby Road • Long Marston, York, YO26 7NH
Tel: +44(0) 1904 739150 • Fax: +44(0) 1904 737926 • www.dialight.com



PRIVATE LABEL OEM PROGRAM

Dialight Corporation

1501 Route 34 South • Farmingdale, NJ 07727 USA
Tel: (1) 732-919-3119 • Fax: (1) 732-751-5778 • www.dialight.com

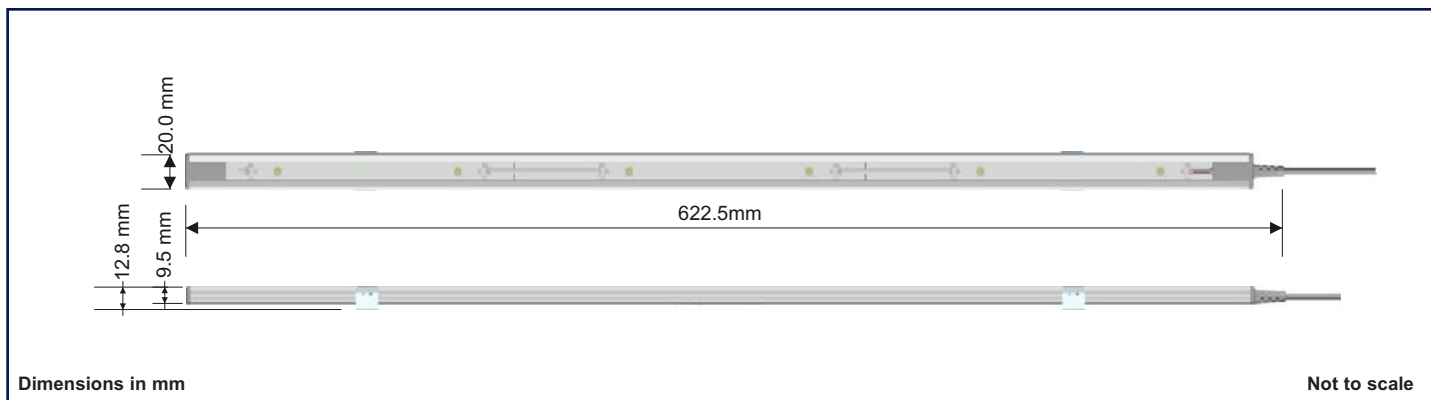


MDEXLUMC1L_A

226mm STRIP COVELED 1 MECHANICAL DRAWING



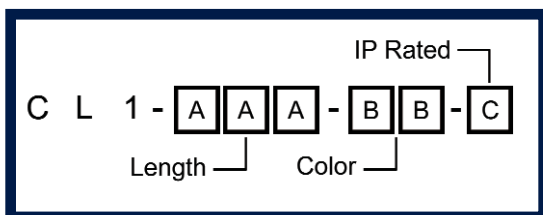
630mm STRIP COVELED 1 MECHANICAL DRAWING



830mm STRIP COVELED 1 MECHANICAL DRAWING



PART NUMBERS



Length (AAA)

230 = 230 mm
630 = 630 mm
830 = 830 mm

LED Color (BB)

CW = Cool White
NW = Neutral White
WW = Warm White
BL = Blue

IP Rated (C)

(Blank) = Non-IP
P = IP

Dialight-Lumidrives Ltd.

York House • Wetherby Road • Long Marston, York, YO26 7NH

Tel: +44(0) 1904 739150 • Fax: +44(0) 1904 737926 • www.dialight.com

PRIVATE LABEL OEM PROGRAM

Dialight Corporation

1501 Route 34 South • Farmingdale, NJ 07727 USA

Tel: (1) 732-919-3119 • Fax: (1) 732-751-5778 • www.dialight.com



MDEXLUMC1L_A