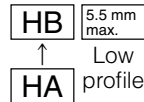


Surface Mount Type

Series: **HB** Type: **V**

Long life



■ Features

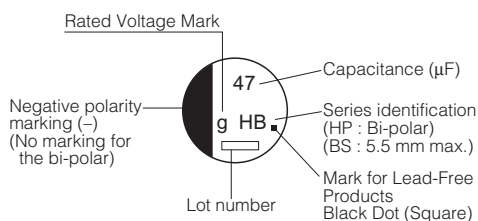
- Endurance: 105 °C 2000 h
- 5.8 mm height ($\leq \phi 6.3$), 5.5 mm height max.
- Vibration-proof product is available upon request. ($\phi 8 \leq$)
- RoHS directive compliant

■ Specifications

Category Temp. Range	-40 °C to +105 °C								
Rated W.V. Range	4 V.DC to 50 V.DC								
Nominal Cap. Range	0.1 μ F to 470 μ F								
Capacitance Tolerance	± 20 % (120 Hz/+20 °C)								
DC Leakage Current	I \leq 0.01 CV or 3 (μ A) After 2 minutes (Bi-polar I=0.02 CV or 6 (μ A) after 2 minutes) (Whichever is greater)								
tan δ	Please see the attached standard products list								
Characteristics at Low Temperature	W.V. (V)	4	6.3	10	16	25	35	50	(Impedance ratio at 120 Hz)
	Z(-25 °C)/Z(+20 °C)	7	4	3	2	2	2	2	
	Z(-40 °C)/Z(+20 °C)	15	8	6	4	4	3	3	
Endurance	After applying rated working voltage for 2000 hours (Bi-polar : 1000 hours for each polarity) at +105 °C \pm 2 °C and then being stabilized at +20 °C, Capacitors shall meet the following limits.								
	Capacitance change	± 20 % of initial measured value (4 W.V. : ± 35 % ± 6.3 W.V. : ± 25 % $\phi 4$ to $\phi 6.3$), 5.5 mm max. : ± 25 %							
	tan δ	≤ 200 % of initial specified value							
Shelf Life	After storage for 1000 hours at +105 °C \pm 2 °C with no voltage applied and then being stabilized at +20 °C, capacitors shall meet the limits specified in Endurance. (With voltage treatment)								
	Capacitance change	± 10 % of initial measured value							
	tan δ	\leq initial specified value							
Resistance to Soldering Heat	After reflow soldering and then being stabilized at +20°C, capacitors shall meet the following limits.								
	Capacitance change	± 10 % of initial measured value							
	tan δ	\leq initial specified value							
DC leakage current	\leq initial specified value								

■ Marking

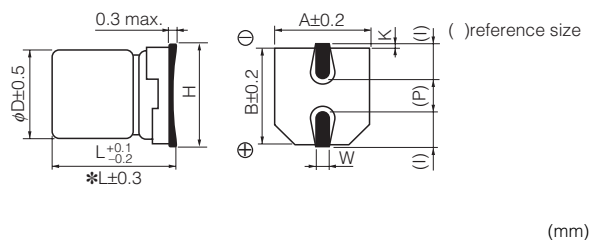
Example: 4 V 47 μ F
Marking color: BLACK



Rated Voltage Mark

g	4 V
j	6.3 V
A	10 V
C	16 V
E	25 V
V	35 V
H	50 V

■ Dimensions in mm (not to scale)



Size code	D	L	A,B	H max.	I	W	P	K
B	4.0	5.8	4.3	5.5	1.8	0.65 \pm 0.1	1.0	0.35-0.20 to +0.15
C	5.0	5.8	5.3	6.5	2.2	0.65 \pm 0.1	1.5	0.35-0.20 to +0.15
D	6.3	5.8	6.6	7.8	2.6	0.65 \pm 0.1	1.8	0.35-0.20 to +0.15
E	8.0	6.2	8.3	9.5	3.4	0.65 \pm 0.1	2.2	0.35-0.20 to +0.15
F	8.0	10.2	8.3	10.0	3.4	0.90 \pm 0.2	3.1	0.70 \pm 0.2
G	10.0	10.2	10.3	12.0	3.5	0.90 \pm 0.2	4.6	0.70 \pm 0.2

Size code	D	L	A,B	H max.	I	W	P	K
*B	4.0	5.4	4.3	5.5	1.8	0.65 \pm 0.1	1.0	0.35-0.20 to +0.15
*C	5.0	5.4	5.3	6.5	2.2	0.65 \pm 0.1	1.5	0.35-0.20 to +0.15
*D	6.3	5.4	6.6	7.8	2.6	0.65 \pm 0.1	1.8	0.35-0.20 to +0.15

Design and specifications are each subject to change without notice. Ask factory for the current technical specifications before purchase and/or use. Should a safety concern arise regarding this product, please be sure to contact us immediately.

01 Nov. 2009

Standard Products

Endurance : 105 °C 2000 h

W.V.	Cap. (±20 %)	Case size			Specification		Part No. (RoHS:compliant)	Reflow	Min. Packaging Q'ty
		Dia.	Length	Size Code	Ripple Current (120 Hz) (+105 °C) (mA r.m.s.)	tan δ (120 Hz) (+20 °C)			Taping (pcs)
(V)	(μF)	(mm)	(mm)						
4	47	4	5.8	B	34	0.50	EEEHB0G470R	(1)	2000
	100	5	5.8	C	61	0.50	EEEHB0G101R	(1)	1000
	150	6.3	5.8	D	82	0.50	EEEHB0G151P	(1)	1000
	220	6.3	5.8	D	82	0.50	EEEHB0G221P	(1)	1000
6.3	22	4	5.8	B	26	0.30	EEEHB0J220R	(1)	2000
	33	4	5.8	B	29	0.30	EEEHB0J330R	(1)	2000
	47	5	5.8	C	46	0.30	EEEHB0J470R	(1)	1000
	100	6.3	5.8	D	71	0.30	EEEHB0J101P	(1)	1000
	220	8	10.2	F	150	0.35	EEEHB0J221P	(2)	500
	330	8	10.2	F	230	0.35	EEEHB0J331P	(2)	500
10	33	5	5.8	C	43	0.22	EEEHB1A330R	(1)	1000
	100	8	6.2	E	110	0.26	EEEHB1A101P	(2)	1000
	220	8	10.2	F	160	0.26	EEEHB1A221P	(2)	500
	470	10	10.2	G	270	0.26	EEEHB1A471P	(2)	500
16	10	4	5.8	B	28	0.16	EEEHB1C100R	(1)	2000
	22	5	5.8	C	39	0.16	EEEHB1C220R	(1)	1000
	47	6.3	5.8	D	70	0.16	EEEHB1C470P	(1)	1000
	100	8	10.2	F	120	0.20	EEEHB1C101P	(2)	500
	220	10	10.2	G	210	0.20	EEEHB1C221P	(2)	500
	330	10	10.2	G	230	0.20	EEEHB1C331P	(2)	500
25	4.7	4	5.8	B	22	0.14	EEEHB1E4R7R	(1)	2000
	6.8	4	5.8	B	25	0.14	EEEHB1E6R8R	(1)	2000
	33	6.3	5.8	D	65	0.14	EEEHB1E330P	(1)	1000
	47	8	6.2	E	91	0.16	EEEHB1E470P	(2)	1000
	100	8	10.2	F	130	0.16	EEEHB1E101P	(2)	500
	220	10	10.2	G	190	0.16	EEEHB1E221P	(2)	500
35	10	5	5.8	C	28	0.12	EEEHB1V100R	(1)	1000
	22	6.3	5.8	D	55	0.12	EEEHB1V220P	(1)	1000
	33	8	6.2	E	84	0.14	EEEHB1V330P	(2)	1000
	47	8	10.2	F	98	0.14	EEEHB1V470P	(2)	500
	100	10	10.2	G	160	0.14	EEEHB1V101P	(2)	500
50	0.1	4	5.8	B	1	0.12	EEEHB1HR10R	(1)	2000
	0.22	4	5.8	B	2	0.12	EEEHB1HR22R	(1)	2000
	0.33	4	5.8	B	3	0.12	EEEHB1HR33R	(1)	2000
	0.47	4	5.8	B	5	0.12	EEEHB1HR47R	(1)	2000
	1	4	5.8	B	10	0.12	EEEHB1H1R0R	(1)	2000
	2.2	4	5.8	B	16	0.12	EEEHB1H2R2R	(1)	2000
	3.3	4	5.8	B	16	0.12	EEEHB1H3R3R	(1)	2000
	4.7	5	5.8	C	23	0.12	EEEHB1H4R7R	(1)	1000
	6.8	5	5.8	C	23	0.12	EEEHB1H6R8R	(1)	1000
	10	6.3	5.8	D	35	0.12	EEEHB1H100P	(1)	1000
	22	8	6.2	E	70	0.12	EEEHB1H220P	(2)	1000
	33	8	10.2	F	91	0.12	EEEHB1H330P	(2)	500
	47	10	10.2	G	100	0.12	EEEHB1H470P	(2)	500

The taping dimensions are explained on p.177 of our Catalog.
Please use it as a reference guide.
Reflow Profile(Fig-1 to Fig-6) listed on p.175 of our Catalog.

Design and specifications are each subject to change without notice. Ask factory for the current technical specifications before purchase and/or use.
Should a safety concern arise regarding this product, please be sure to contact us immediately.

01 Nov. 2009

■ Standard Products (Bi-polar)

Endurance : 105 °C 2000 h

W.V.	Cap. (±20 %)	Case size			Specification		Part No. (RoHS:compliant)	Reflow	Min. Packaging Q'ty
		Dia.	Length	Size Code	Ripple Current (120 Hz) (+105°C) (mA r.m.s.)	tan δ (120 Hz) (+20 °C)			Taping (pcs)
(V)	(μF)	(mm)	(mm)						
6.3	47	6.3	5.8	D	35	0.60	EEEHP0J470P	(1)	1000
	10	4	5.8	B	20	0.44	EEEHP1A100R	(1)	2000
10	33	6.3	5.8	D	26	0.44	EEEHP1A330P	(1)	1000
	16	5	5.8	C	25	0.32	EEEHP1C100R	(1)	1000
25	3.3	4	5.8	B	12	0.28	EEEHP1E3R3R	(1)	2000
	4.7	4	5.8	B	12	0.28	EEEHP1E4R7R	(1)	2000
	10	6.3	5.8	D	28	0.28	EEEHP1E100P	(1)	1000
	22	6.3	5.8	D	55	0.28	EEEHP1E220P	(1)	1000
35	2.2	4	5.8	B	10	0.24	EEEHP1V2R2R	(1)	2000
	0.22	4	5.8	B	2	0.24	EEEHP1HR22R	(1)	2000
50	0.33	4	5.8	B	3	0.24	EEEHP1HR33R	(1)	2000
	0.47	4	5.8	B	5	0.24	EEEHP1HR47R	(1)	2000
	1	4	5.8	B	10	0.24	EEEHP1H1R0R	(1)	2000
	3.3	6.3	5.8	D	16	0.24	EEEHP1H3R3P	(1)	1000
	4.7	6.3	5.8	D	23	0.24	EEEHP1H4R7P	(1)	1000

■ Standard Products (5.5 mm max.)

Endurance : 105 °C 2000 h

W.V.	Cap. (±20 %)	Case size			Specification		Part No. (RoHS:compliant)	Reflow	Min. Packaging Q'ty
		Dia.	Length	Size Code	Ripple Current (120 Hz) (+105°C) (mA r.m.s.)	tan δ (120 Hz) (+20 °C)			Taping (pcs)
(V)	(μF)	(mm)	(mm)						
6.3	22	4	5.4	B	26	0.30	EEEHB0J220SR	(1)	2000
	47	5	5.4	C	46	0.30	EEEHB0J470SR	(1)	1000
	100	6.3	5.4	D	71	0.30	EEEHB0J101SP	(1)	1000
10	33	5	5.4	C	43	0.22	EEEHB1A330SR	(1)	1000
	10	4	5.4	B	28	0.16	EEEHB1C100SR	(1)	2000
16	22	5	5.4	C	39	0.16	EEEHB1C220SR	(1)	1000
	47	6.3	5.4	D	70	0.16	EEEHB1C470SP	(1)	1000
	4.7	4	5.4	B	22	0.14	EEEHB1E4R7SR	(1)	2000
25	6.8	4	5.4	B	25	0.14	EEEHB1E6R8SR	(1)	2000
	33	6.3	5.4	D	65	0.14	EEEHB1E330SP	(1)	1000
	10	5	5.4	C	28	0.12	EEEHB1V100SR	(1)	1000
35	22	6.3	5.4	D	55	0.12	EEEHB1V220SP	(1)	1000
	0.1	4	5.4	B	1	0.12	EEEHB1HR10SR	(1)	2000
50	0.22	4	5.4	B	2	0.12	EEEHB1HR22SR	(1)	2000
	0.33	4	5.4	B	3	0.12	EEEHB1HR33SR	(1)	2000
	0.47	4	5.4	B	5	0.12	EEEHB1HR47SR	(1)	2000
	1	4	5.4	B	10	0.12	EEEHB1H1R0SR	(1)	2000
	2.2	4	5.4	B	16	0.12	EEEHB1H2R2SR	(1)	2000
	3.3	4	5.4	B	16	0.12	EEEHB1H3R3SR	(1)	2000
	4.7	5	5.4	C	23	0.12	EEEHB1H4R7SR	(1)	1000
	6.8	5	5.4	C	23	0.12	EEEHB1H6R8SR	(1)	1000
	10	6.3	5.4	D	35	0.12	EEEHB1H100SP	(1)	1000

The taping dimensions are explained on p.177 of our Catalog.
Please use it as a reference guide.
Reflow Profile(Fig-1 to Fig-6) listed on p.175 of our Catalog.

Design and specifications are each subject to change without notice. Ask factory for the current technical specifications before purchase and/or use.
Should a safety concern arise regarding this product, please be sure to contact us immediately.