

**PLEASE CHECK WWW.MOLEX.COM FOR LATEST PART INFORMATION**

**Part Number:** **0702461604**  
**Status:** **Active**  
**Overview:** [cgrid\\_sl\\_products](#)  
**Description:** 2.54mm (.100") Pitch C-Grid® Header, Low Profile, Dual Row, Vertical, Shrouded, 16 Circuits, 0.127µm (5µ") Gold (Au) Plating, Tin(Sn) PC Tail Plating

**Documents:**

[3D Model](#) [Product Specification PS-70246-100 \(PDF\)](#)  
[Drawing \(PDF\)](#) [RoHS Certificate of Compliance \(PDF\)](#)

**Agency Certification**

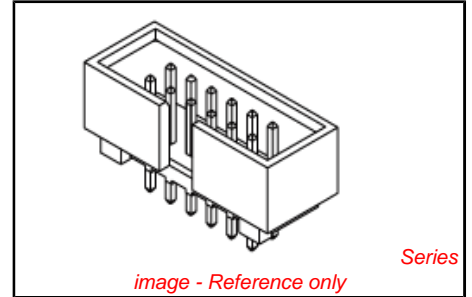
CSA LR19980  
 UL E29179

**General**

Product Family PCB Headers  
 Series [70246](#)  
 Application Wire-to-Board  
 Overview [cgrid\\_sl\\_products](#)  
 Product Name C-Grid®

**Physical**

Breakaway No  
 Circuits (Loaded) 16  
 Circuits (maximum) 16  
 First Mate / Last Break No  
 Flammability 94V-0  
 Glow-Wire Compliant No  
 Guide to Mating Part No  
 Keying to Mating Part None  
 Lock to Mating Part None  
 Material - Plating Mating Gold  
 Material - Plating Termination Tin  
 Number of Rows 2  
 Orientation Vertical  
 PC Tail Length (in) 0.135 In  
 PC Tail Length (mm) 3.43 mm  
 PCB Locator No  
 PCB Retention None  
 PCB Thickness Recommended (in) 0.062 In  
 PCB Thickness Recommended (mm) 1.60 mm  
 Packaging Type Tray  
 Pitch - Mating Interface (in) 0.100 In  
 Pitch - Mating Interface (mm) 2.54 mm  
 Pitch - Term. Interface (in) 0.100 In  
 Pitch - Term. Interface (mm) 2.54 mm  
 Plating min: Mating (µin) 5.2  
 Plating min: Mating (µm) 0.13  
 Plating min: Termination (µin) 75.2  
 Plating min: Termination (µm) 1.88  
 Polarized to Mating Part Yes  
 Polarized to PCB No  
 Shrouded Closed Ends  
 Stackable No  
 Surface Mount Compatible (SMC) No  
 Temperature Range - Operating -55°C to +120°C



<p><b>EU RoHS</b>  <b>ELV and RoHS</b>  <b>Compliant</b>  <b>REACH SVHC</b>  <b>Contains SVHC: No</b>  <b>Halogen-Free</b>  <b>Status</b>  <b>Not Reviewed</b></p>	<p><b>China RoHS</b></p>
--	--------------------------

**Need more information on product environmental compliance?**  
 Email [productcompliance@molex.com](mailto:productcompliance@molex.com)  
 For a multiple part number RoHS Certificate of Compliance, [click here](#)  
 Please visit the [Contact Us](#) section for any non-product compliance questions.

**Search Parts in this Series**  
[70246Series](#)

**Mates With**  
[70450 SL™ Crimp Housing](#), [70058 SL™ Crimp Terminal](#)

Termination Interface: Style Through Hole

**Electrical**

Current - Maximum per Contact 2.5A  
Voltage - Maximum 250V DC

**Solder Process Data**

Duration at Max. Process Temperature (seconds) 10  
Lead-free Process Capability Wave Capable (TH only)  
Max. Cycles at Max. Process Temperature 1  
Process Temperature max. C 265

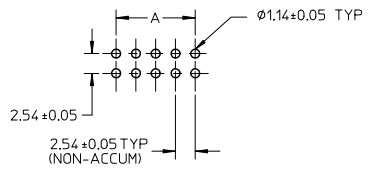
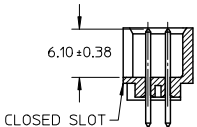
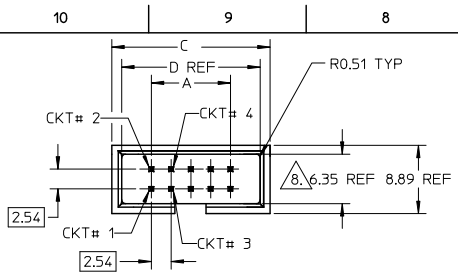
**Material Info**

**Reference - Drawing Numbers**

Packaging Specification PK-87835-001  
Product Specification PS-70246-100  
Sales Drawing SDA-70246-\*\*-20-25,39

This document was generated on 05/25/2010

**PLEASE CHECK [WWW.MOLEX.COM](http://WWW.MOLEX.COM) FOR LATEST PART INFORMATION**



MOLEX IRELAND PRODUCTION ONLY  
(OPTION)

RECOMMENDED PCB HOLE LAYOUT

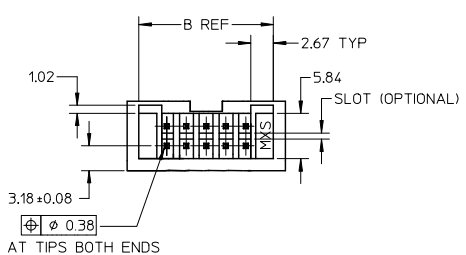
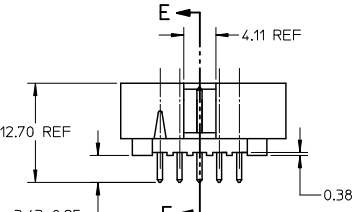
NOTES:

- PIN PUSHOUT FORCE (.9072KG)/2LBS MIN.
- PIN SOLDERABILITY PER MOLEX SPEC. ES-152.
- PRODUCT SPEC: PS-70246 APPLIES.
- WAFER TO BE FLAT WITHIN .003 MM/MM.
- DIMENSIONS FOR PLATING LOCATION:
  - △A MEASURE POINT FOR THICKNESS
  - △SB MINIMUM COVERAGE
  - △6 GOLD END OF PIN UNLESS OVERALL PLATED.

- 573 : 20 MICRO INCHES MIN GOLD PLATE ON CONTACT AND 100 MICRO INCHES MIN TIN PLATE ON SOLDERTAIL BOTH OVER 50 MICRO INCHES MIN NICKEL OVERALL.

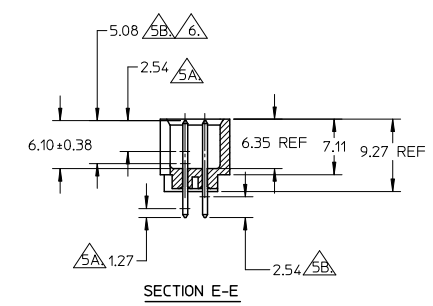
△6 DIM AT THE CENTRE OF THE SHROUDED WALL SHALL BE 5.91MM MIN. THIS SPEC IS VALID FOR ALL CKT SIZE.

9. MATERIAL:  
HSG: GLASS FILLED PBT, UL94V-0, COLOUR BLACK  
PIN: 0.64MM SQ. PIN PHOSPHOR BRONZE.



FINISH:

- 571 : 15 MICRO INCHES MIN GOLD PLATE ON CONTACT AND 75 MICRO INCHES MIN TIN PLATE ON SOLDERTAIL BOTH OVER 50 MICRO INCHES MIN NICKEL OVERALL.
- 574 : 30 MICRO INCHES MIN GOLD PLATE ON CONTACT AND 75 MICRO INCHES MIN TIN PLATE ON SOLDERTAIL BOTH OVER 50 MICRO INCHES MIN NICKEL OVERALL.
- 544 : 5 MICRO INCHES MIN GOLD PLATE ON CONTACT AND 75 MICRO INCHES MIN TIN PLATE ON SOLDERTAIL BOTH OVER 50 MICRO INCHES MIN NICKEL OVERALL.



ADD IN PIN 170246-1003  
WITH VOID CKT #1  
E/C NO: S24009-0966  
DRAWN: MCHONG 2009/06/25  
CHKD: ATSEE 2009/06/30  
APPR: M LONG 2009/07/02

QUALITY SYMBOLS  
▽=0  
▽=0

	GENERAL TOLERANCES (UNLESS SPECIFIED)	
	mm	INCH
4 PLACES	± ---	± ---
3 PLACES	± ---	± ---
2 PLACES	± 0.20	± ---
1 PLACE	± ---	± ---
ANGULAR ± 3°		

DIMENSION STYLE	
MM ONLY	DATE
DRAWN BY	JENNIFER
DATE	1987/09/18
CHECKED BY	DATE
	RWONG
	1987/09/18
APPROVED BY	DATE
	ALANB
	1987/09/18

SCALE	DESIGN UNITS	THIRD ANGLE PROJECTION
NTS	METRIC	☉
TITLE: C-GRID, SHROUDED HEADER (SLOTTED W/O STANDOFFS)		
MOLEX INCORPORATED		
MATERIAL NO.	DOCUMENT NO.	SHEET NO.
SEE TABLE	SDA-70246-**-20-25,39-41	1 OF 2

DRAFT WHERE APPLICABLE MUST REMAIN WITHIN DIMENSIONS

THIS DRAWING CONTAINS INFORMATION THAT IS PROPRIETARY TO MOLEX INCORPORATED AND SHOULD NOT BE USED WITHOUT WRITTEN PERMISSION

	10	9	8	7	6	5	4	3	2	1
	PART NUMBER	CKT SIZE	VOID CKT	DIM A	DIM B	DIM C	DIM D	VOID CKT, ONLY APPLY TO PLATING CODE		
	70246-08**	08	-	7.62	14.73	17.78	15.24			
F	70246-10**	10	1	10.16	17.27	20.32	17.78			
	70246-12**	12	-	12.70	19.81	22.86	20.32			
	70246-14**	14	-	15.24	22.35	25.40	22.86			
	70246-16**	16	-	17.78	24.89	27.94	25.40			
	70246-20**	20	-	22.86	29.97	33.02	30.48			
	70246-24**	24	-	27.94	35.05	38.10	35.56			
	70246-26**	26	-	30.48	37.59	40.64	38.10			
E	70246-30**	30	-	35.56	42.67	45.72	43.18			
	70246-34**	34	-	40.64	47.75	50.80	48.26			
	70246-40**	40	-	48.26	55.37	58.42	55.88			
	70246-44**	44	-	53.34	60.45	63.50	60.96			
	70246-50**	50	-	60.96	68.07	71.12	68.58			
	70246-56**	56	-	68.58	75.69	78.74	76.20			
	70246-60**	60	-	73.66	80.77	83.82	81.28			
	70246-64**	64	-	78.74	85.85	88.90	86.36			
D	70246-72**	72	-	88.90	96.01	99.06	96.52			
	70246-25**	26	26	30.48	37.59	40.64	38.10			
	70246-1003	10	1	10.16	17.27	20.32	17.78	571		

LEGEND:  
 70246 - \* \* \* \*  
 CKT SIZE ————  
 PLATING OPT. ————  
 SEE TABLE FOR DETAIL

△ PART NUMBER	PLATING OPTION
70246-***01	571
70246-***02	574
70246-***04	544
70246-***12	573

ADD IN PIN (70246-1003) WITH VOID CKT #1 EC No: S2009-0956 DRWN: MCHONG CHKD: TSEE APPR: MLONG 2009/06/25 2009/06/30 2009/07/02	QUALITY SYMBOLS	GENERAL TOLERANCES (UNLESS SPECIFIED)	DIMENSION STYLE	SCALE	DESIGN UNITS	THIRD ANGLE PROJECTION
	▽ = 0 ▽ = 0	mm    INCH 4 PLACES ± --- ± --- 3 PLACES ± --- ± --- 2 PLACES ± 0.20 ± --- 1 PLACE ± --- ± --- ANGULAR ± 3°	MM ONLY	NTS	METRIC	
	DESCRIPTION	DRAFT WHERE APPLICABLE MUST REMAIN WITHIN DIMENSIONS	DRAWN BY: JENNIFER    DATE: 1987/09/18 CHECKED BY: RWONG    DATE: 1987/09/18 APPROVED BY: ALANB    DATE: 1987/09/18	TITLE: C-GRID, SHROUDED HEADER (SLOTTED W/O STANDOFFS)		
	REV		MATERIAL NO. SEE TABLE SIZE: A3 THIS DRAWING CONTAINS INFORMATION THAT IS PROPRIETARY TO MOLEX INCORPORATED AND SHOULD NOT BE USED WITHOUT WRITTEN PERMISSION	MOLEX INCORPORATED DOCUMENT NO. SDA-70246-**-20-25,39-41 SHEET NO. 2 OF 2		