

PLEASE CHECK WWW.MOLEX.COM FOR LATEST PART INFORMATION

Part Number: [0522070785](#)
Status: **Active**
Overview:
Description: 1.00mm (.039") Pitch FFC/FPC Connector, SMT, Right Angle, ZIF, Top Contact Style Receptacle, 7 Circuits, Lead-free, High Barrier Packaging

Agency Certification

CSA LR19980
 UL E29179

General

Product Family FFC/FPC Connectors
 Series [52207](#)
 Overview [ffc_fpc_smt](#)
 Product Name N/A

Physical

Circuits (Loaded) 7
 Color - Resin Natural
 Contact Position Top
 Durability (mating cycles max) 30
 Entry Angle 90° Angle
 Flammability 94V-0
 Mated Height (in) 0.106 In
 Mated Height (mm) 2.70 mm
 Material - Metal Phosphor Bronze
 Material - Plating Mating Tin-Bismuth
 Material - Resin Nylon
 Number of Rows 1
 Orientation Right Angle
 PC Tail Length (in) 0.079 In
 PC Tail Length (mm) 2.00 mm
 PCB Locator No
 PCB Retention Yes
 Packaging Type Embossed Tape on Reel
 Pitch - Mating Interface (in) 0.039 In
 Pitch - Mating Interface (mm) 1.00 mm
 Polarized to PCB Yes
 Stackable No
 Temperature Range - Operating -30°C to +85°C
 Termination Interface: Style Surface Mount
 Wire/Cable Type FFC/FPC

Electrical

Current - Maximum per Contact 1A
 Voltage - Maximum 125V

Material Info

Reference - Drawing Numbers

Packaging Specification SPK-52207-001, SPK-52207-002
 Product Specification PS-52207-047, RPS-52207-063, RPS-52207-065, RPS-52207-067, RPS-52207-069, RPS-52207-072, RPS-52207-079, RPS-52207-080, RPS-52207-081, RPS-52207-082, RPS-52207-083, RPS-52207-086, RPS-52207-087, RPS-52207-088, RPS-52207-091, RPS-52207-093, RPS-52207-096, RPS-52207-097,

EU RoHS
ELV and RoHS
Compliant
REACH SVHC
Contains SVHC: No
Halogen-Free
Status
Not Halogen-Free

China RoHS



Need more information on product environmental compliance?

Email productcompliance@molex.com
 For a multiple part number RoHS Certificate of Compliance, [click here](#)

Please visit the [Contact Us](#) section for any non-product compliance questions.

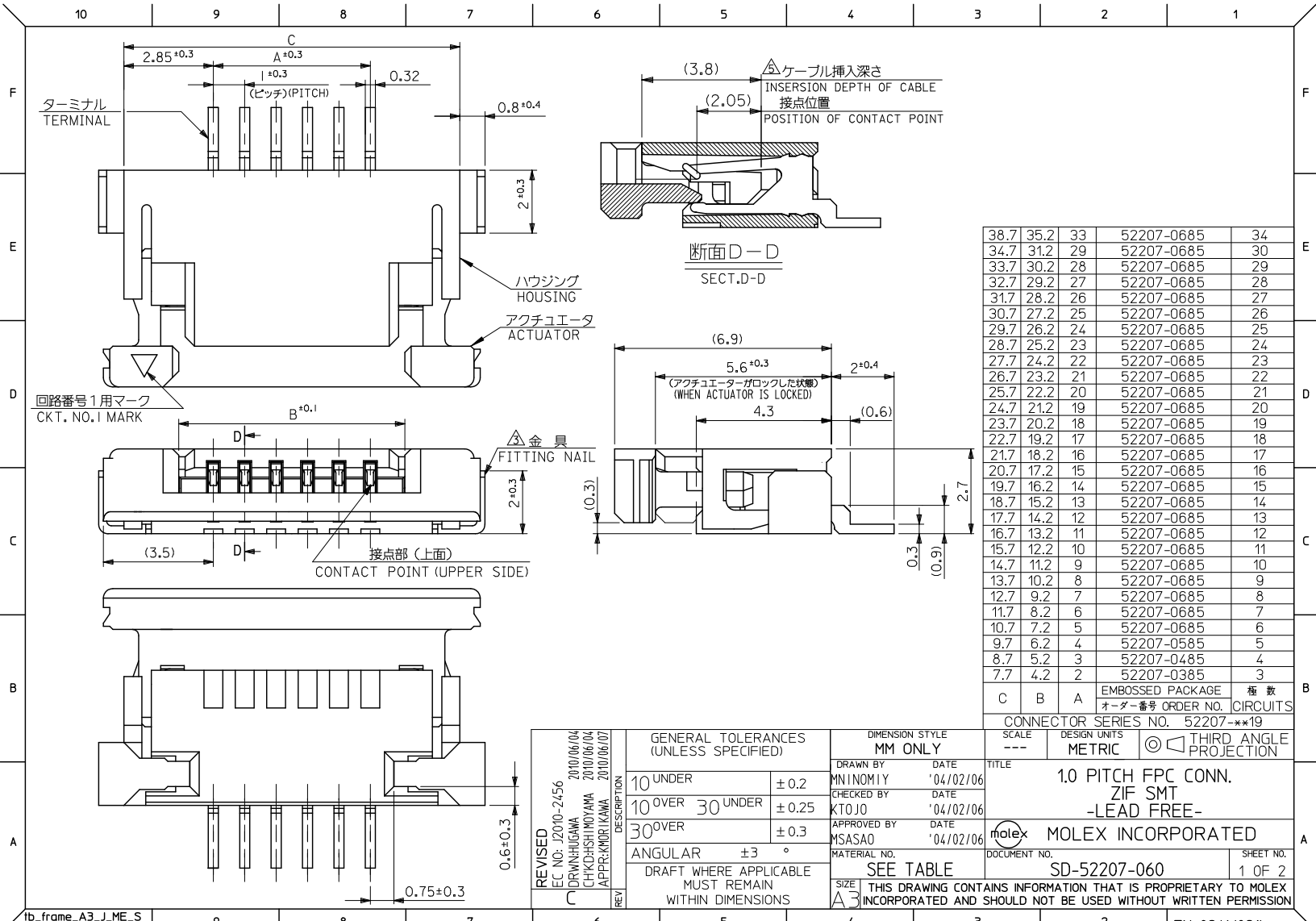
Search Parts in this Series
[52207Series](#)

Sales Drawing

RPS-52207-098, RPS-52207-100, RPS-52207-102,
RPS-52207-107
SD-52207-060, SD-52207-061

This document was generated on 06/04/2010

PLEASE CHECK WWW.MOLEX.COM FOR LATEST PART INFORMATION

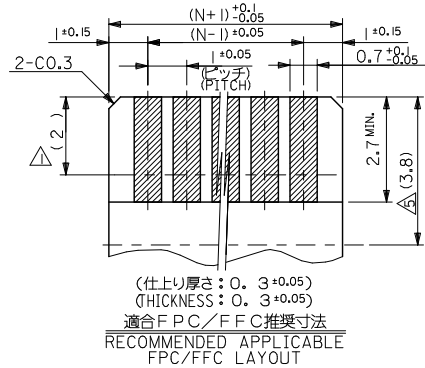
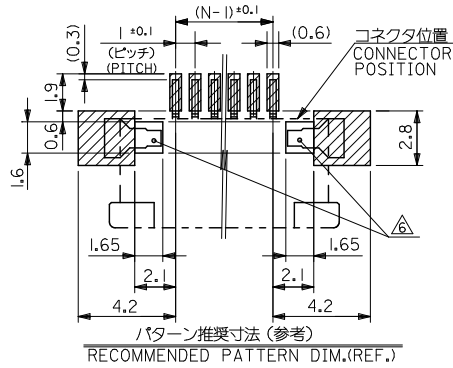


38.7	35.2	33	52207-0685	34
34.7	31.2	29	52207-0685	30
33.7	30.2	28	52207-0685	29
32.7	29.2	27	52207-0685	28
31.7	28.2	26	52207-0685	27
30.7	27.2	25	52207-0685	26
29.7	26.2	24	52207-0685	25
28.7	25.2	23	52207-0685	24
27.7	24.2	22	52207-0685	23
26.7	23.2	21	52207-0685	22
25.7	22.2	20	52207-0685	21
24.7	21.2	19	52207-0685	20
23.7	20.2	18	52207-0685	19
22.7	19.2	17	52207-0685	18
21.7	18.2	16	52207-0685	17
20.7	17.2	15	52207-0685	16
19.7	16.2	14	52207-0685	15
18.7	15.2	13	52207-0685	14
17.7	14.2	12	52207-0685	13
16.7	13.2	11	52207-0685	12
15.7	12.2	10	52207-0685	11
14.7	11.2	9	52207-0685	10
13.7	10.2	8	52207-0685	9
12.7	9.2	7	52207-0685	8
11.7	8.2	6	52207-0685	7
10.7	7.2	5	52207-0685	6
9.7	6.2	4	52207-0585	5
8.7	5.2	3	52207-0485	4
7.7	4.2	2	52207-0385	3
C	B	A	EMBOSSED PACKAGE	極数
			オーダー番号 ORDER NO.	CIRCUITS
CONNECTOR SERIES NO. 52207-***19				

REVISIONS EC NO: J2010-2456 DRW: HHIGASHI CHK: H. SHINOHARA APPR: K. MORIKAWA DATE: 2010/06/04 DATE: 2010/06/04 DATE: 2010/06/07	GENERAL TOLERANCES (UNLESS SPECIFIED)		DIMENSION STYLE MM ONLY		TITLE 1.0 PITCH FPC CONN. ZIF SMT -LEAD FREE- MOLEX INCORPORATED DOCUMENT NO. SD-52207-060 SHEET NO. 1 OF 2
	10 UNDER	±0.2	DRAWN BY	DATE	
	10 OVER 30 UNDER	±0.25	MINOMIY	'04/02/06	
	30 OVER	±0.3	CHECKED BY	DATE	
	ANGULAR ±3°	APPROVED BY	DATE		
	DRAFT WHERE APPLICABLE MUST REMAIN WITHIN DIMENSIONS	MSASAO	'04/02/06		
		MATERIAL NO.	SEE TABLE		
		SIZE	THIS DRAWING CONTAINS INFORMATION THAT IS PROPRIETARY TO MOLEX INCORPORATED AND SHOULD NOT BE USED WITHOUT WRITTEN PERMISSION		

ib_frame_A3_J_ME_S
Rev. E 2006/04/15

EN-02JA(021)



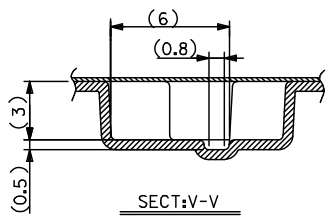
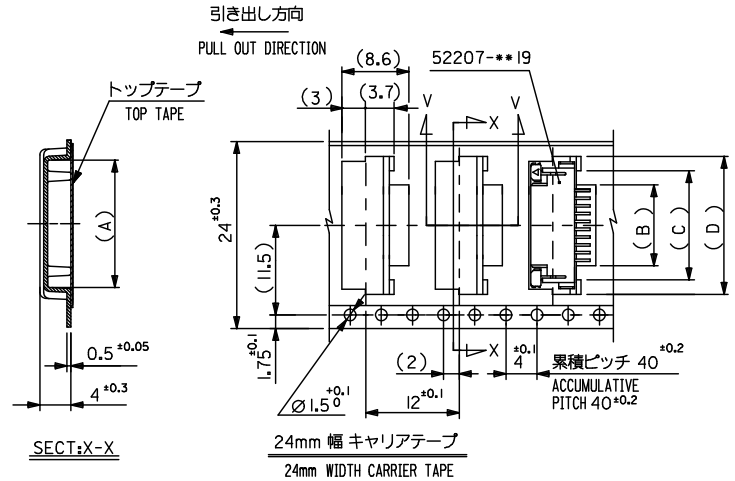
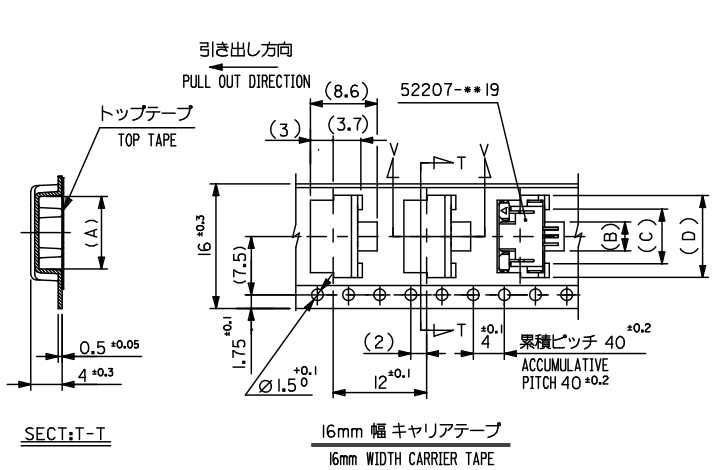
注記 NOTES

- △ 接点部までの嵌合長さ。
LENGTH TO CONTACT POINT.
- 2. 使用材料 MATERIAL
 - パツシユル : 46ナイロン (耐熱性) , UL94V-0
 - ハウシユグ : 6NYLON, UL94V-0
 - アクチュエータ : PPS, UL94V-0
 - ターミナル : 1.1 青銅
 - TERMINAL : PHOSPHOR BRONZE
 - 金具 : 銅・ビスマスメッキ 1.0マイクロメートル以上
 - FITTING NAIL : COPPER ALLOY
 - 金具 : 銅メッキ 1.0マイクロメートル以上
- △ パターンはくり止め用金具
FITTING NAIL FOR PREVENTION OF PEELING OF P.C.B.PATTERN.
- 4. エンボスタープ梱包時は、アクチュエータがロックした状態とする。
IN THE PACKAGE, ACTUATOR OF PART NO.52207-**19 SHOULD BE LOCKED.
- △ ケーブル挿入深さ
INSERTION DEPTH OF CABLE.
- △ パターン書き込み禁止エリア。
NO FOOT PRINT AREA.
- 7. 本製品は 52207-**17 の鉛フリー品である。
THIS PRODUCT IS LEAD FREE OF 52207-**17.
- 8. ELV 及び RoHS 適合品
ELV AND RoHS COMPLIANT

FPCについて:
打抜き方向は導体側から補強板を推奨致します。
補強フィルム材質はポリイミドを推奨致します。
接着剤は熱硬化接着剤を推奨致します。
ABOUT FPC:
RECOMMENDED PUNCHER DIRECTION : FROM CONDUCTOR SIDE TO STIFFENER BOARD SIDE.
RECOMMENDED MATERIAL : STIFFENER FILM : POLYIMIDE
BONDING AGENT : THERMOSETTING BONDING AGENT

SEE SHEET 1 EC NO: J2010-2456 DRAWN BY: DRWN:HIGASHI CHECKED BY: CHYKDHSHI APPROVED BY: APPR:KMORI REV: 06/04 06/04 06/04 06/07	GENERAL TOLERANCES (UNLESS SPECIFIED)		DIMENSION STYLE MM ONLY		SCALE ---	DESIGN UNITS METRIC	THIRD ANGLE PROJECTION
	10 UNDER	±0.2	DRAWN BY MNINOMIY	DATE '04/02/06	TITLE 1.0 PITCH FPC CONN ZIF SMT -LEAD FREE-		
	10 OVER 30 UNDER	±0.25	CHECKED BY KT0JO	DATE '04/02/06			
	30 OVER	±0.3	APPROVED BY MSASAO	DATE '04/02/06	MOLEX INCORPORATED DOCUMENT NO. SD-52207-060 SHEET NO. 2 OF 2		
ANGULAR	±3 °	MATERIAL NO. SEE SHEET 1 OF 2					
DRAFT WHERE APPLICABLE MUST REMAIN WITHIN DIMENSIONS		SIZE A3		THIS DRAWING CONTAINS INFORMATION THAT IS PROPRIETARY TO MOLEX INCORPORATED AND SHOULD NOT BE USED WITHOUT WRITTEN PERMISSION			

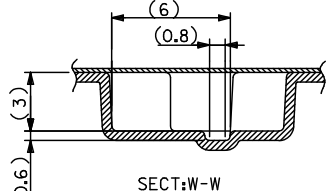
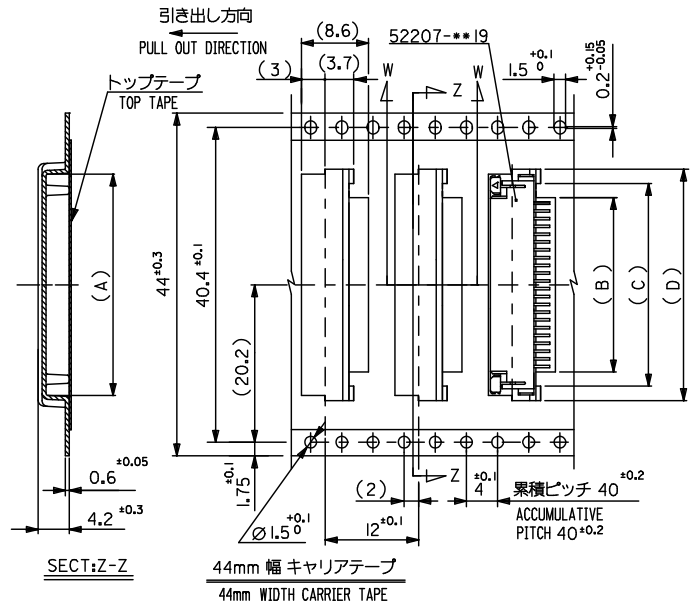
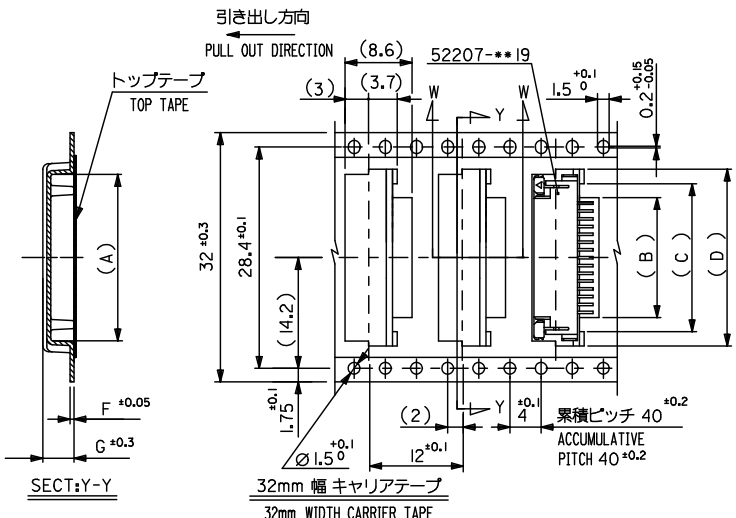
10 9 8 7 6 5 4 3 2 1



				18.5	15	11.7	17.3	52207-1185	11
				17.5	14	10.7	16.3	4 -1085	10
				16.5	13	9.7	15.3	-0985	9
				15.5	12	8.7	14.3	-0885	8
				14.5	11	7.7	13.3	-0785	7
				13.5	10	6.7	12.3	-0685	6
				12.5	9	5.7	11.3	-0585	5
				11.5	8	4.7	10.3	7 -0485	4
52207-**-85	16	21.4	17.4	10.5	7	3.7	9.3	52207-0385	3
MODEL NO.	キャリアテープ幅 CARRIER TAPE WIDTH	H	E	(D)	(C)	(B)	(A)	MATERIAL NO.	種 数 CKT.

REVISED EC NO: J2009-2061 DRAWN BY CHYKHMATSUMOTO APPROVED BY APPRENIKITA	DESCRIPTION 2009/05/20 2009/05/21 2009/05/21	GENERAL TOLERANCES (UNLESS SPECIFIED)		DIMENSION STYLE MM ONLY		SCALE ---	DESIGN UNITS METRIC	THIRD ANGLE PROJECTION	
		10 UNDER	±0.2	DRAWN BY M. NINOMIYA	DATE 2004/02/06	TITLE EMBOSSSED TAPE PACKAGE FOR 52207-**-19 -LEAD FREE-			
		10 OVER 30 UNDER	±0.25	CHECKED BY K. TOJO	DATE 2004/02/06	MOLEX INCORPORATED DOCUMENT NO. SD-52207-061 SHEET NO. 1 OF 3			
		30 OVER	±0.3	APPROVED BY M. SASAO	DATE 2004/02/06				
ANGULAR DRAFT WHERE APPLICABLE MUST REMAIN WITHIN DIMENSIONS		SEE TABLE		THIS DRAWING CONTAINS INFORMATION THAT IS PROPRIETARY TO MOLEX INCORPORATED AND SHOULD NOT BE USED WITHOUT WRITTEN PERMISSION					

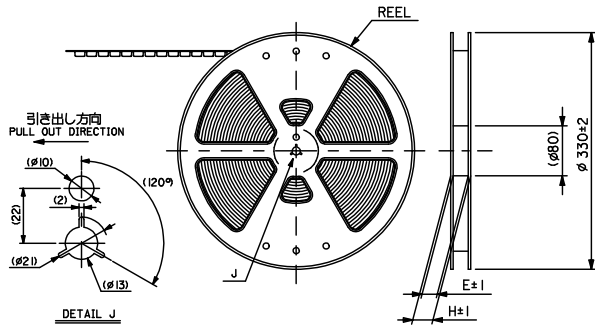
10 9 8 7 6 5 4 3 2 1



32	37.4	33.4	4.0	0.5	23.5	20	16.7	22.35	52207-1685	16	
			4.2	0.6	22.5	19	15.7	21.35	4	-1585	15
			4.2	0.6	21.5	18	14.7	20.35		-1485	14
			4.2	0.6	20.5	17	13.7	19.35	7	-1385	13
			4.2	0.6	19.5	16	12.7	18.35		52207-1285	12
キャリアテープ幅 CARRIER TAPE WIDTH	H	E	(G)	(F)	(D)	(C)	(B)	(A)	MATERIAL NO.	極数 CKT.	

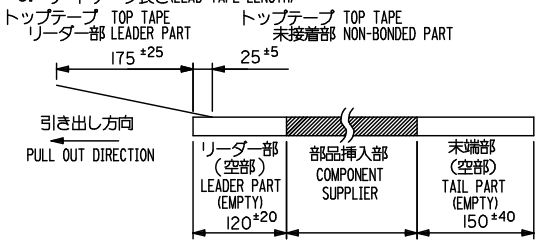
44	49.4	45.4	34.5	31	27.7	33.35	52207-2785	27	
			33.5	30	26.7	32.35	4	-2685	26
			32.5	29	25.7	31.35		-2585	25
			31.5	28	24.7	30.35		-2485	24
			30.5	27	23.7	29.35		-2385	23
			29.5	26	22.7	28.35		-2285	22
			28.5	25	21.7	27.35		-2185	21
			27.5	24	20.7	26.35		-2085	20
			26.5	23	19.7	25.35		-1985	19
			25.5	22	18.7	24.35	7	-1885	18
			24.5	21	17.7	23.35		52207-1785	17
キャリアテープ幅 CARRIER TAPE WIDTH	H	E	(D)	(C)	(B)	(A)	MATERIAL NO.	極数 CKT.	

REVISED IEC NO: J2009-2061 DRAWN BY CHYOKHMATSUMOTO 2009/05/21 APPR: NIKITA 2009/05/21 (REV)	GENERAL TOLERANCES (UNLESS SPECIFIED)		DIMENSION STYLE MM ONLY		SCALE ---	DESIGN UNITS METRIC	THIRD ANGLE PROJECTION	
	10 UNDER ±0.2 10 OVER 30 UNDER ±0.25 30 OVER ±0.3	DRAWN BY M. NINOMIYA DATE 2004/02/06		CHECKED BY K. TOJO DATE 2004/02/06		TITLE EMBOSSED TAPE PACKAGE FOR 52207-**19 -LEAD FREE-		
	ANGULAR ±3 DRAFT WHERE APPLICABLE MUST REMAIN WITHIN DIMENSIONS	APPROVED BY M. SASAO DATE 2004/02/06		MATERIAL NO. SEE TABLE		MOLEX INCORPORATED DOCUMENT NO. SD-52207-061		
	SIZE A3		THIS DRAWING CONTAINS INFORMATION THAT IS PROPRIETARY TO MOLEX INCORPORATED AND SHOULD NOT BE USED WITHOUT WRITTEN PERMISSION					



注記

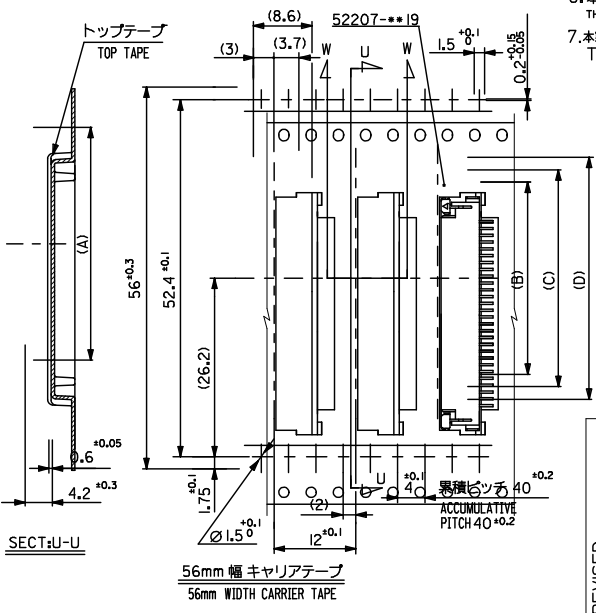
1. 製品番号 52207-**19 の梱包状態はアクチュエータがロックした状態とする。
 詳細寸法については図面 SD-52207-060 を参照下さい。
 IN THE PACKAGE, ACTUATOR OF PART NO. 52207-**19 SHOULD BE LOCKED
 RE DETAILED DIMENSIONS, SEE SD-52207-060
2. 梱包数量：1000個/リール
 NUMBER OF CONNECTORS : 1000PCS/REEL
3. リードテープ長さ(LEAD TAPE LENGTH)



6. 本製品は 52207-**90 の鉛フリー品である。
 THIS PRODUCT IS LEAD FREE OF 52207-**90.
7. 本製品は乾燥剤入り、ハイバリア梱包仕様である。
 THIS PRODUCT IS HIGH BARRIER
 PACKAGE WITH DESICCANT.

4. トップテープの剥離強度：(剥離方向は下図参照)
 0.1N ~ 1.3N/10gf ~ 130gf MAX.尚、本規格値は、出荷時に適用。
 (但し、輸送時に剥離が発生しない事。)
 PEELING OFF FORCE OF TOP TAPE : 0.1N ~ 1.3N/10gf ~ 130gf MAX.
 (PEELING DIRECTION AS SHOWN IN FOLLOWING FIG.)
 THIS REQUIREMENT SHOULD BE APPLIED AT SHIPMENT. (PEEL OFF SHOULD NOT BE ALLOWED ,
 DURING TRANSPORTATION)

5. 材料 (MATERIAL)
 キャリアテープ (CARRIER TAPE) : ポリプロピレン (POLYPROPYLENE)
 トップテープ (TOP TAPE) : PET, PE, PEF
 リール (REEL) : ポリスチレン (PS) <リサイクル材を含む>
 POLYSTYRENE (PS) <RECYCLE MATERIAL CONTAINED>



56	61.4	57.4	41.5	38	34.7	40.35	52207-3485	34
			37.5	34	30.7	36.35	52207-3085	30
			36.5	33	29.7	35.35	52207-2985	29
			35.5	32	28.7	34.35	52207-2885	28

REVISED EC NO: J2009-2061 DRAWN BY CHYKOHMATSUOTO APPROXIMATE 2009/05/20 2009/05/21 2009/05/21	GENERAL TOLERANCES (UNLESS SPECIFIED)		DIMENSION STYLE MM ONLY		SCALE ---	DESIGN UNITS METRIC	THIRD ANGLE PROJECTION
	10 UNDER	±0.2	DRAWN BY M. NINOMIYA	DATE 2004/02/06	TITLE EMBOSSED TAPE PACKAGE FOR 52207-**19 -LEAD FREE-		
	10 OVER 30 UNDER	±0.25	CHECKED BY K. TOJO	DATE 2004/02/06	DRAWN BY M. SASAO		
	30 OVER	±0.3	APPROVED BY M. SASAO	DATE 2004/02/06	MATERIAL NO. SEE TABLE		
ANGULAR	±3	DRAFT WHERE APPLICABLE MUST REMAIN WITHIN DIMENSIONS		DOCUMENT NO. SD-52207-061		SHEET NO. 3 OF 3	