

# Surface Mount RF Transformer

## ADT4-1WT+ ADT4-1WT

50Ω 2 to 775 MHz

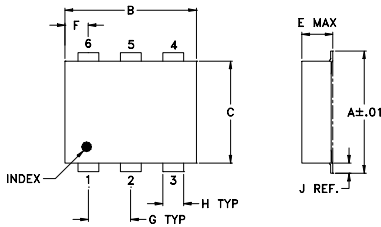
### Maximum Ratings

Operating Temperature	-20°C to 85°C
Storage Temperature	-55°C to 100°C
RF Power	0.25W
DC Current	30mA

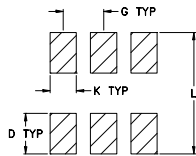
### Pin Connections

PRIMARY DOT	3
PRIMARY	1
SECONDARY DOT	4
SECONDARY	6
SECONDARY CT	5
NOT USED	2

### Outline Drawing



### PCB Land Pattern



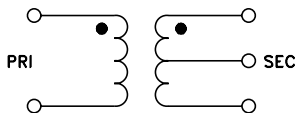
Suggested Layout,  
Tolerance to be within ±.002

### Outline Dimensions (inch)

A	B	C	D	E	F	G
.272	.310	.220	.100	.112	.055	.100
6.91	7.87	5.59	2.54	2.84	1.40	2.54
H	J	K	L	wt		
.030	.026	.065	.300	grams		
0.76	0.66	1.65	7.62	0.20		

Demo Board MCL P/N: TB-42

### Config. A



### Features

- excellent return loss, 20 dB typ. in dB bandwidth
- excellent amplitude unbalance, 0.1 dB typ. and phase unbalance, 1 deg. typ. in 1 dB bandwidth
- aqueous washable
- protected under US patent 6,133,525

### Applications

- impedance matching
- baluns



CASE STYLE: CD542  
PRICE: \$2.95 ea. QTY (10-49)

+ RoHS compliant in accordance  
with EU Directive (2002/95/EC)

The +Suffix identifies RoHS Compliance. See our web site  
for RoHS Compliance methodologies and qualifications.

### Transformer Electrical Specifications

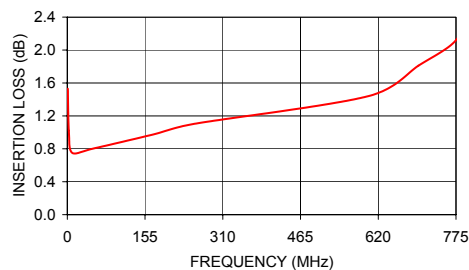
Ω RATIO (Secondary/Primary)	FREQUENCY (MHz)	INSERTION LOSS*			PHASE UNBALANCE (Deg.) Typ.		AMPLITUDE UNBALANCE (dB) Typ.	
		3 dB MHz	2 dB MHz	1 dB MHz	1 dB bandwidth	2 dB bandwidth	1 dB bandwidth	2 dB bandwidth
4	2-775	2-775	3-600	6-250	1	3	0.1	0.3

\* Insertion Loss is referenced to mid-band loss, 0.8 dB typ.

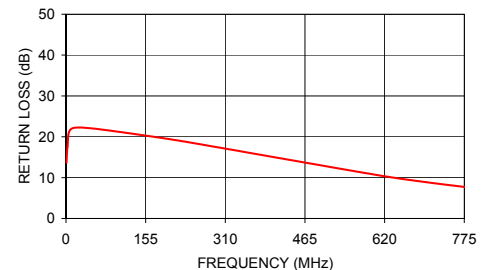
### Typical Performance Data

FREQUENCY (MHz)	INSERTION LOSS (dB)	INPUT R. LOSS (dB)	AMPLITUDE UNBALANCE (dB)	PHASE UNBALANCE (Deg.)
1.00	1.53	13.65	0.02	0.03
3.00	1.02	17.61	0.00	0.03
10.00	0.75	21.91	0.00	0.00
50.00	0.80	22.05	0.01	0.26
175.00	0.98	19.93	0.03	0.89
250.00	1.10	18.41	0.03	1.48
600.00	1.44	10.74	0.18	6.98
700.00	1.81	8.91	0.23	10.48
775.00	2.12	7.73	0.27	14.36
800.00	2.51	7.38	0.28	14.98

ADT4-1WT  
INSERTION LOSS



ADT4-1WT  
INPUT RETURN LOSS



**Mini-Circuits®**  
ISO 9001 ISO 14001 CERTIFIED

ALL NEW  
minicircuits.com

P.O. Box 350166, Brooklyn, New York 11235-0003 (718) 934-4500 Fax (718) 332-4661 For detailed performance specs & shopping online see Mini-Circuits web site



The Design Engineers Search Engine Provides ACTUAL Data Instantly From MINI-CIRCUITS At: [www.minicircuits.com](http://www.minicircuits.com)

RF/IF MICROWAVE COMPONENTS

REV. B  
M98898  
ADT4-1WT  
ED-6920/1  
HY/ITD/CP/AM  
070714