



*Pb Free part

Customer Name	Standard specification	FUJITSU MEDIA DEVICES LIMITED	
System	TD-SCDMA	DATE	Dec. 06, 2007
FMD Part Number	FAR-F6KA-2G0175-D4DR	Version 2.0b	
Customer No.	-	Reference No.	-

Table 1. Electrical specification

Pass Band (2010-2025MHz)						
Item	Condition	Specification			Unit	Remarks
		Min.	Typ.	Max.		
Insertion Loss	2010-2025 MHz	-	1.8	2.2	dB	
Ripple	2010-2025 MHz	-	0.5	1.0	dB	
VSWR(S11)	2010-2025 MHz	-	1.9	2.3	-	
VSWR(S22)	2010-2025 MHz	-	1.9	2.3	-	
Absolute attenuation	0-1000 MHz	40	44	-	dB	
	1000-1030 MHz	40	44	-	dB	
	1030-1925 MHz	27	33	-	dB	
	1925-1950 MHz	25	32	-	dB	
	1950-1960 MHz	25	29	-	dB	
	2075-2085 MHz	25	33	-	dB	
	2085-2110 MHz	25	28	-	dB	
	2110-2430 MHz	25	30	-	dB	
	2430-2565 MHz	30	40	-	dB	
	2565-4010 MHz	20	31	-	dB	
	4010-4060 MHz	20	30	-	dB	
	4060-6000 MHz	12	20	-	dB	
In/Output impedance	-	50/50			ohm	
Operating temperature		-20 to +85			°C	
Device size (L x W x H)		1.4typ.x1.0typ.x0.5max			mm	SMD

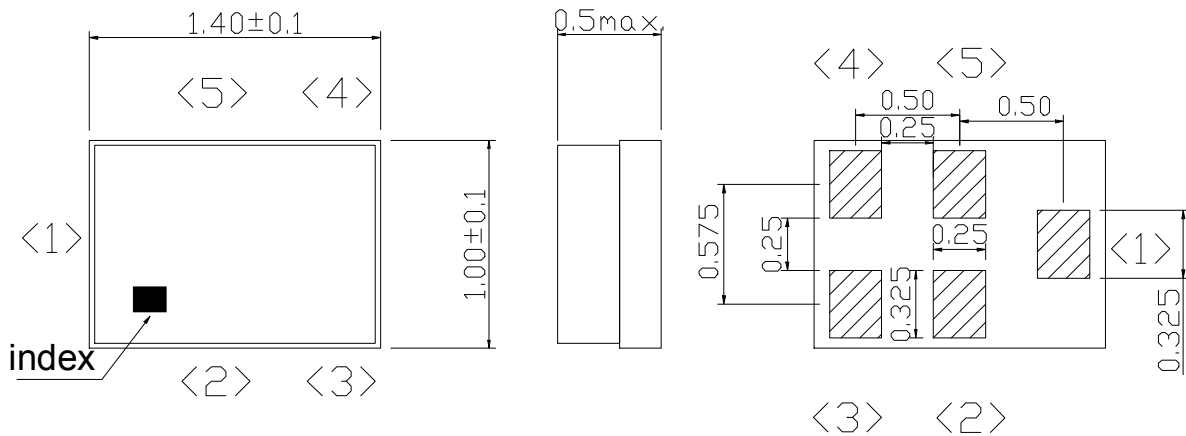


*Pb Free part

Customer Name	Standard specification	FUJITSU MEDIA DEVICES LIMITED	
System	TD-SCDMA	DATE	Dec. 06, 2007
FMD Part Number	FAR-F6KA-2G0175-D4DR	Version 2.0b	
Customer No.	-	Reference No.	-

Dimensions

Device size: 1.4typ. x 1.0typ. x 0.5max.

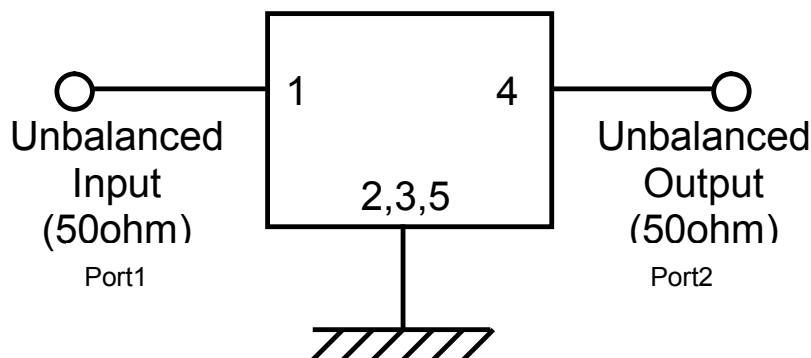


Unit : mm

Pin Configuration

Pin No.	Symbol	Function
1	IN	Unbalanced pin
2	GND	Ground
3	GND	Ground
4	OUT	Unbalanced pin
5	GND	Ground

Evaluation Circuit





*Pb Free part

Customer Name	Standard specification	FUJITSU MEDIA DEVICES LIMITED	
System	TD-SCDMA	DATE	Dec. 06, 2007
FMD Part Number	FAR-F6KA-2G0175-D4DR	Version 2.0b	
Customer No.	-	Reference No.	-

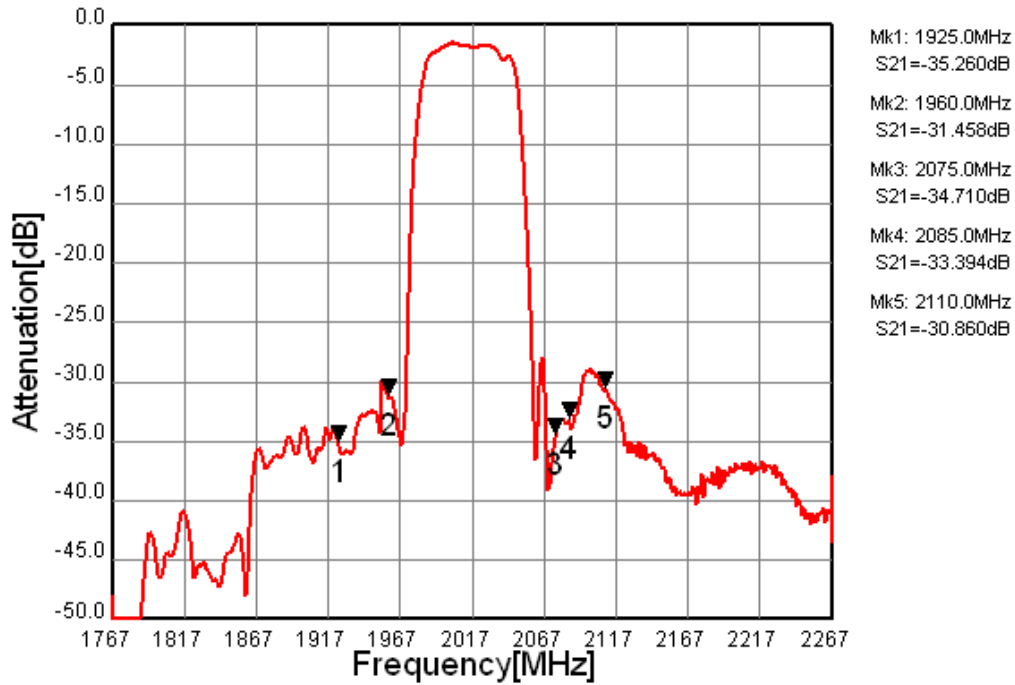


Fig.1 Pass-band Characteristic

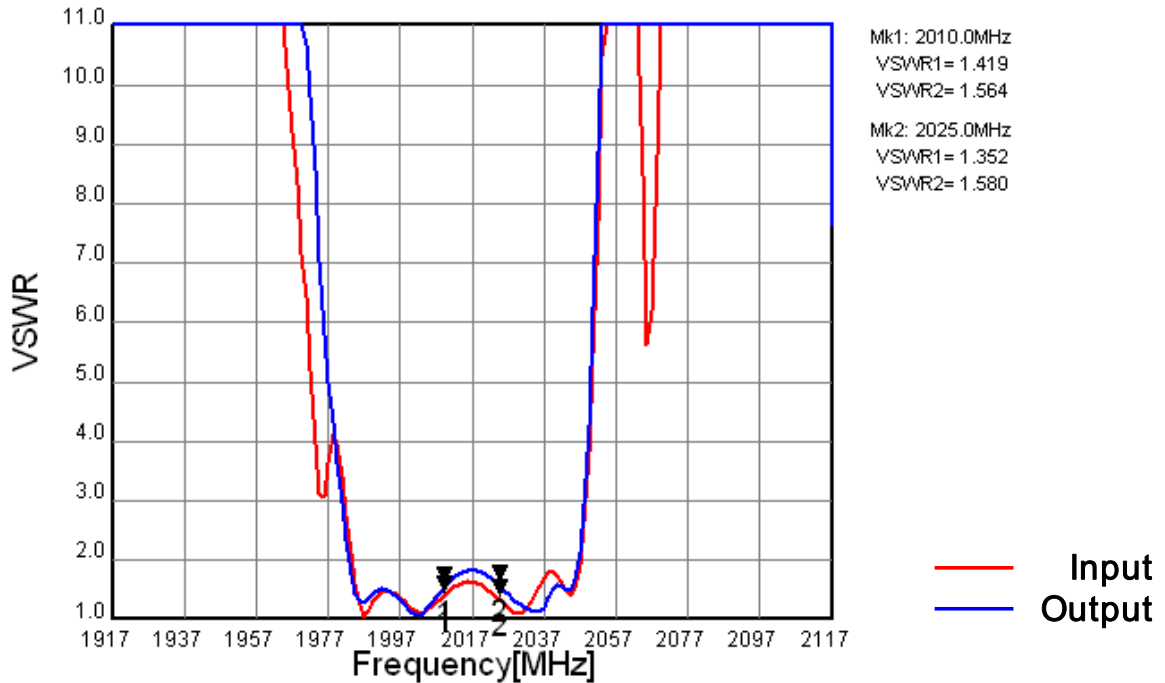


Fig.2 VSWR



*Pb Free part

Customer Name	Standard specification	FUJITSU MEDIA DEVICES LIMITED	
System	TD-SCDMA	DATE	Dec. 06, 2007
FMD Part Number	FAR-F6KA-2G0175-D4DR	Version 2.0b	
Customer No.	-	Reference No.	-

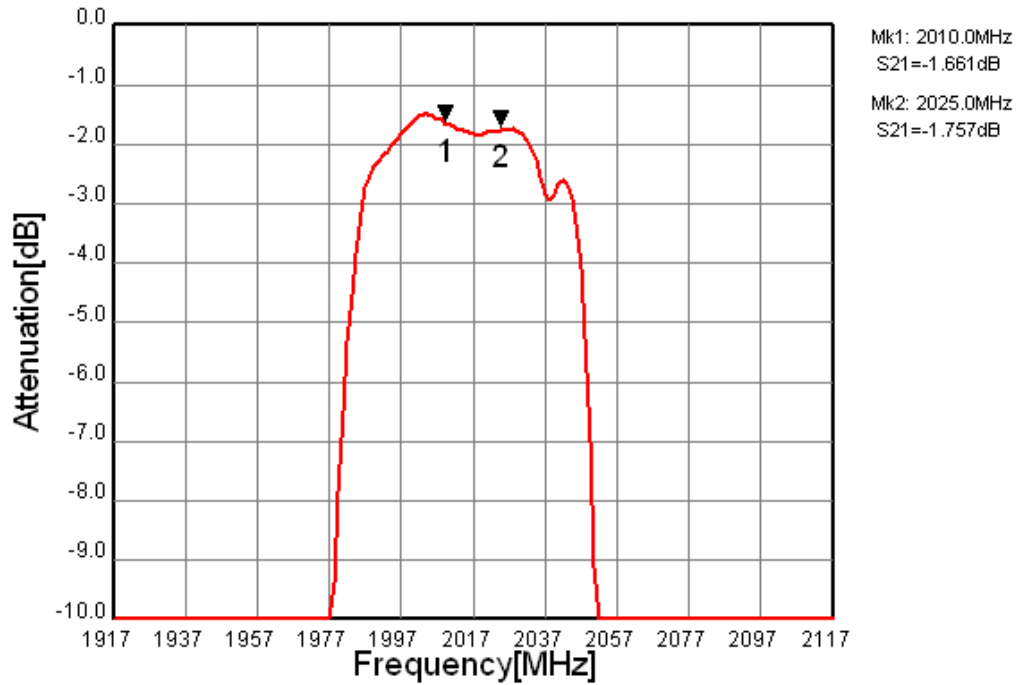


Fig.3 In-band Characteristic

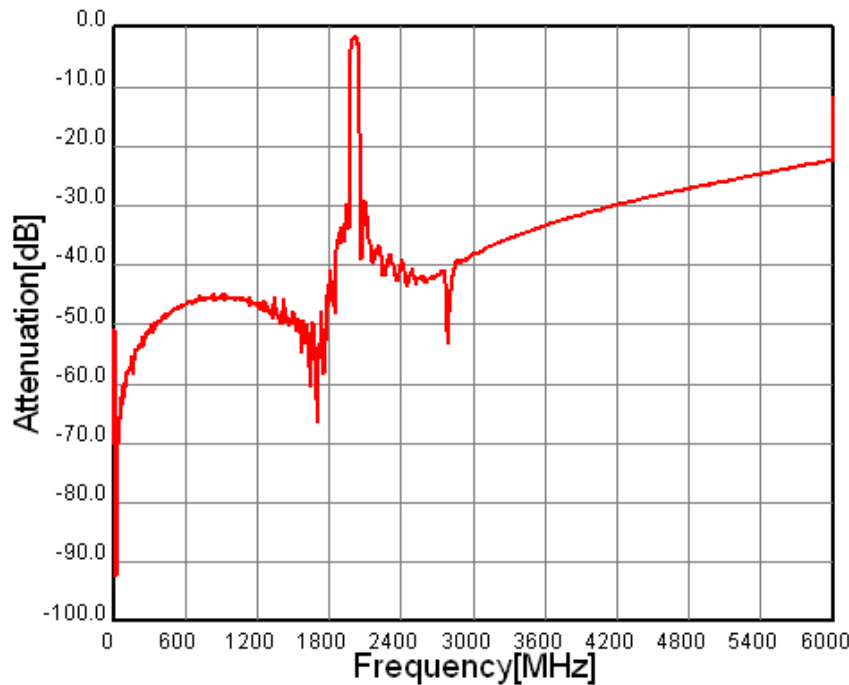
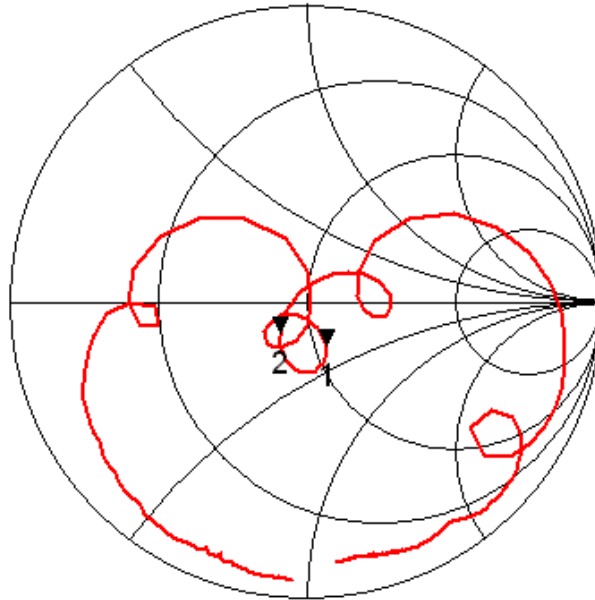


Fig.4 Wide-band Characteristic



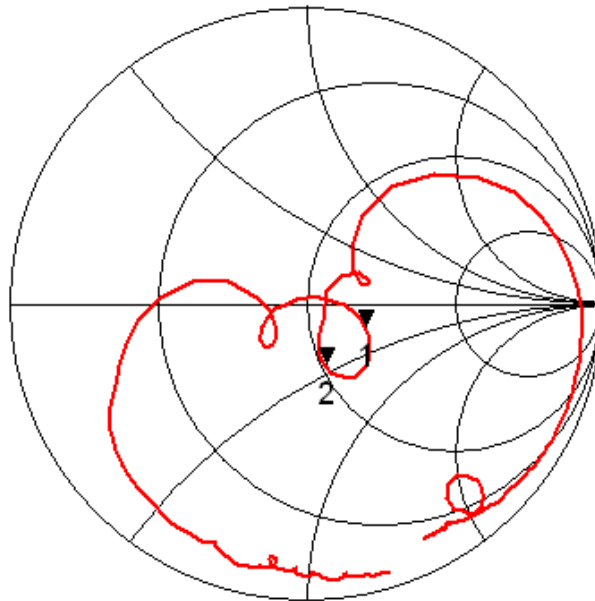
*Pb Free part

Customer Name	Standard specification	FUJITSU MEDIA DEVICES LIMITED	
System	TD-SCDMA	DATE	Dec. 06, 2007
FMD Part Number	FAR-F6KA-2G0175-D4DR	Version 2.0b	
Customer No.	-	Reference No.	-



Mk1: 2010.0
S11= 1.083 - j 0.356
Mk2: 2025.0
S11= 0.806 - j 0.191

Fig.5 Impedance (S11)



Mk1: 2010.0
S22= 1.477 - j 0.269
Mk2: 2025.0
S22= 1.036 - j 0.468

Fig.6 Impedance (S22)