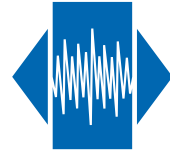


TX7-705C-S-HP

High precision SMD TCXO
CMOS

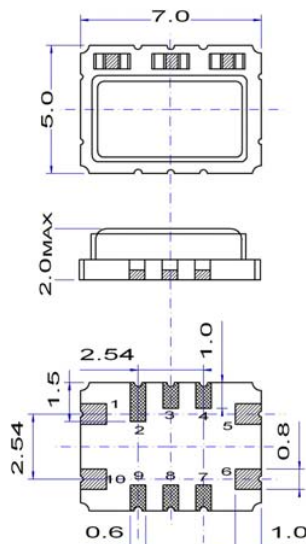
QuartzCom
the communications company



Features

- Applications: wireless communications, femtocell, picocell
- High frequency stability vs. temperature: ± 0.10 ppm
- Output signal CMOS
- Low phase noise

Parameter	Specification	
Frequency range	5 ~ 26 MHz	
Standard frequencies	5.00, 6.40, 10.00, 12.50, 12.80, 13.00, 16.00, 16.384, 19.20 19.44, 20.00, 25.00 & 26.00 MHz	
Frequency stability:		
vs. temperature	$\leq \pm 0.10$ ppm	0 ~ +70 °C for Femtocell units
	$\leq \pm 0.14$ ppm	-10 ~ +60 °C
	$\leq \pm 0.28$ ppm	-20 ~ +70 °C
	$\leq \pm 0.50$ ppm	-40 ~ +85 °C
vs. aging	$\leq \pm 1.0$ ppm	1 st year
Frequency tolerance ex. factory	$\leq \pm 0.5$ ppm	@ +25 °C
Supply voltage	+3.3 V or +5.0 V	
Supply current	< 6 mA	
Output signal	CMOS	
Output level	$V_{OH} > 0.9$ Vdc	$V_{OL} < 0.1$ Vdc
Output load	15 pF	
Tri-state function	pin #9 high or open pin #9 low	pin #6 → oscillation pin #6 → high impedance
Phase noise @ 20.0 MHz	-136 dBc/Hz	@ 1 kHz
Operating temperature range	-20 ~ +70 °C -40 ~ +85 °C	commercial application industrial application
Storage temperature range	-55 ~ +125 °C	
Packaging units	tape & reel	500 or 1'000 pieces
Customer specifications on request		



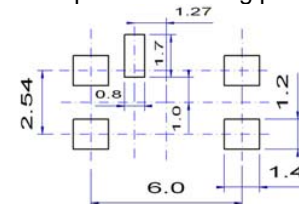
Pin function

- # 1 GND
- # 5 GND
- # 6 Output
- # 9 Tri-state or not connected
- # 10 Vdc

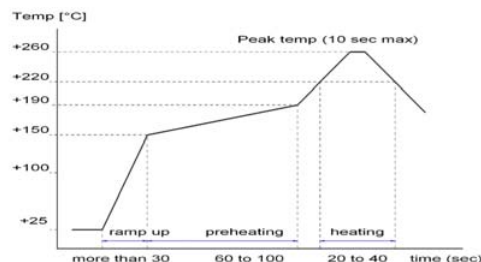
Do not contact #2, #3, #4, #7 & #8

Do not design any conductive path between the pattern

Example for soldering pattern



Example for IR reflow soldering temperature



2002/95/EC RoHS compliant

QuartzCom AG
sales@quartzcom.com
www.quartzcom.com

QuartzCom Asia
sales-asia@quartzcom.com

QuartzCom USA
sales-usa@quartzcom.com

01 Nov. 10

