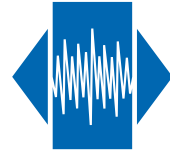


TX7-705C-S

SMD TCXO
CMOS

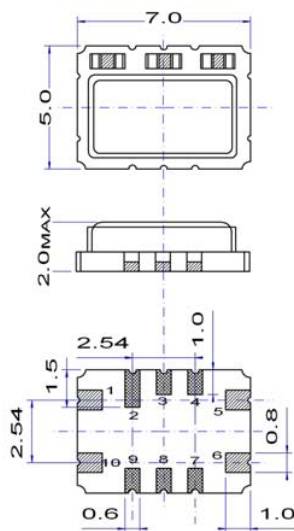
QuartzCom
the communications company



Features

- Applications: wireless communications (WiMAX), micro base station, instrumentation
- Output signal CMOS
- Frequency range up to 40 MHz

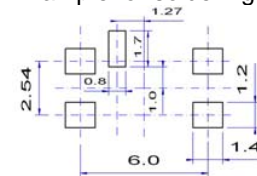
Parameter	Specification	
Frequency range	5 ~ 40 MHz	
Standard frequencies	10.00, 12.80, 13.00, 16.384, 19.44, 20.00, 25.00, 26.00 & 32.00 MHz	
Frequency stability:		
vs. temperature	≤ ±0.5 ~ ±2.5 ppm	
vs. supply change	≤ ±0.10 ppm	±5 %
vs. load change	≤ ±0.10 ppm	±5 %
vs. aging	≤ ±1.0 ppm	1 st year
Frequency tolerance ex. factory	≤ ±0.5 ppm	@ +25 °C
Supply voltage	+2.8 ~ +5.0 V	
Supply current	< 6 mA	
Output signal	CMOS	
Output level	V _{OH} > 0.9 Vdc	V _{OL} < 0.1 Vdc
Output load	15 pF	
Tri-state function	pin #9 high or open pin #9 low	pin #6 → oscillation pin #6 → high impedance
Phase noise @ 12.8 MHz carrier frequency	-120 dBc/Hz -140 dBc/Hz -148 dBc/Hz	@ 100 Hz @ 1 kHz @ 10 kHz
Operating temperature range	-20 ~ +70 °C -40 ~ +85 °C	commercial application industrial application
Storage temperature range	-55 ~ +125 °C	
Packaging units	tape & reel	500 or 1'000 pieces
Customer specifications on request		



Pin function

- # 1 GND
- # 5 GND
- # 6 Output
- # 9 Tri-state / not connected
- # 10 Vdc

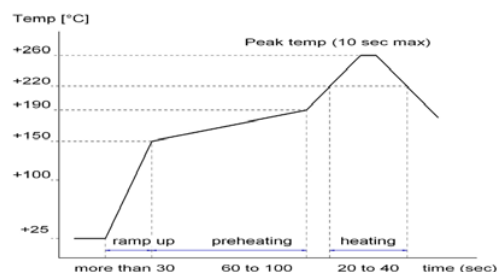
Example for soldering pattern



Do not contact #3, #4, #7 & #8

Do not design any conductive path between the pattern

Example for IR reflow soldering temperature



2002/95/EC RoHS compliant

QuartzCom AG
sales@quartzcom.com
www.quartzcom.com

QuartzCom Asia
sales-asia@quartzcom.com

QuartzCom USA
sales-usa@quartzcom.com

31 Oct. 10

