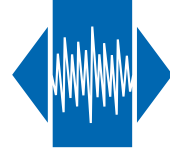


# TX7-503C

SMD TCXO  
CMOS

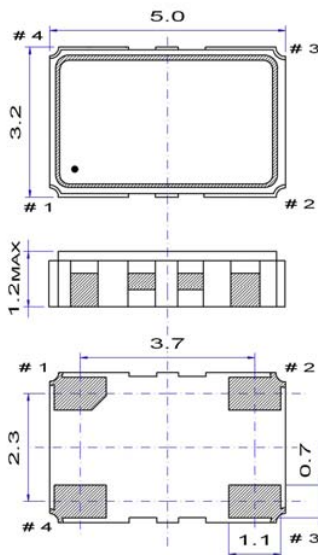
QuartzCom  
the communications company



## Features

- Applications: mobile communications, GPS, instrumentation
- Output signal CMOS
- Frequency range up to 40.000 MHz
- Highly shock and vibration resistant

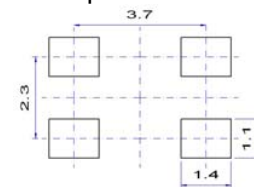
Parameter	Specification	
Frequency range	10 ~ 40.000 MHz	
Standard frequencies	10.0, 12.8, 16.0, 19.2, 20.0, 24.0, 25.0, 26.0, 32.768 & 40.0 MHz	
Frequency stability:		
vs. temperature	$\leq \pm 0.5 \sim \pm 2.5$ ppm	10.0 ~ 40.0 MHz -40 ~ +85 °C
	$\leq \pm 0.1 \sim \pm 0.28$ ppm	10.0 ~ 26.0 MHz -20 ~ +70 °C
vs. supply change	$\leq \pm 0.1$ ppm	$\pm 5$ %
vs. load change	$\leq \pm 0.1$ ppm	$\pm 5$ %
vs. aging	$\leq \pm 1.0$ ppm	1 <sup>st</sup> year
Frequency tolerance ex. factory	$\leq \pm 0.5$ ppm	@ +25 °C
Supply voltage	+2.8, +3.0, +3.3 & +5.0 V	
Supply current	< 5 mA	
Output signal	CMOS	
Output level	$V_{OH} > 0.9$ Vdc	$V_{OL} < 0.1$ Vdc
Output load	15 pF	$\pm 5$ %
Tri-state function	pin #1 high or open pin #1 low	pin #3 → oscillation pin #3 → high impedance
Phase noise @ 20 MHz carrier frequency	-140 dBc/Hz	@ 10 kHz
Operating temperature range	-20 ~ +70 °C -40 ~ +85 °C	commercial application industrial application
Storage temperature range	-55 ~ +125 °C	
Packaging units	tape & reel	1'000 or 2'500 pieces
Customer specifications on request		



## Pin function

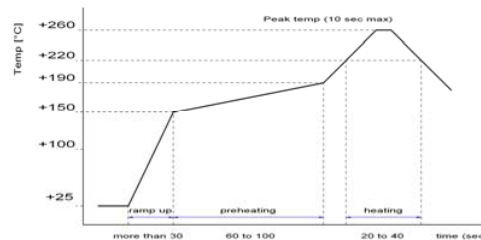
- # 1 Tri-state or not connected
- # 2 GND
- # 3 Output
- # 4 Vdc

## Example for solder pattern



*Do not design any conductive path between the pattern*

## Example for IR reflow soldering temperature



2002/95/EC RoHS compliant

QuartzCom AG  
sales@quartzcom.com  
[www.quartzcom.com](http://www.quartzcom.com)

QuartzCom Asia  
sales-asia@quartzcom.com

QuartzCom USA  
sales-usa@quartzcom.com

31 Oct. 10

