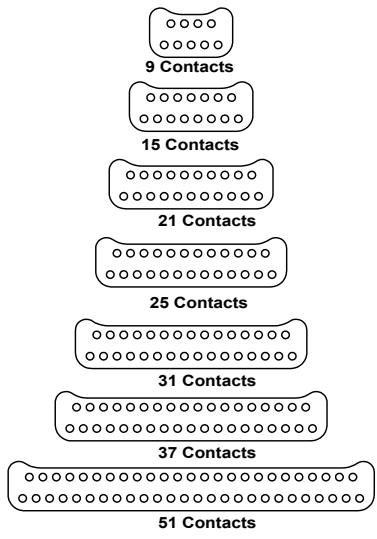


How To Order M32139 Dual Row Metal Shell Connectors

Basic Spec	Slash Number - Insert Arrangement	Wire Type	Hardware	Shell Material and Finish	Space Class
M32139/ Note: order with “GS” prefix until QPL approval is issued. GS32139/	Plugs 03-A – Pin Connector, 9 Contacts 03-B – Pin Connector, 15 Contacts 03-C – Pin Connector, 21 Contacts 03-D – Pin Connector, 25 Contacts 03-E – Pin Connector, 31 Contacts 03-F – Pin Connector, 37 Contacts 03-G – Pin Connector, 51 Contacts Receptacles 04-A – Socket Connector, 9 Contacts 04-B – Socket Connector, 15 Contacts 04-C – Socket Connector, 21 Contacts 04-D – Socket Connector, 25 Contacts 04-E – Socket Connector, 31 Contacts 04-F – Socket Connector, 37 Contacts 04-G – Socket Connector, 51 Contacts	NEMA HP3-ETXBBB Wire (#30 AWG, 7 Strand Silver-Coated Copper, Extruded PTFE Insulation, 250 V rms, 200° C.) 01 – 6 Inches White 02 – 18 Inches White 03 – 36 Inches White 04 – 6 Inches 10 Color Repeat 05 – 18 Inches 10 Color Repeat 06 – 36 Inches 10 Color Repeat M22759/33-30 Wire (#30 AWG, 7 Strand Silver-Coated High-Strength Copper, Extruded Cross-Linked Modified ETFE Insulation, 600 V rms, 200° C.) 07 – 6 Inches White 08 – 18 Inches White 09 – 36 Inches White 10 – 6 Inches 10 Color Repeat 11 – 18 Inches 10 Color Repeat 12 – 36 Inches 10 Color Repeat Composite PTFE/ Polyimide Wire (#30 AWG, 7 Strand Silver-Coated High-Strength Copper, Tape-Wrapped Dual-wall Modified ETFE/Polyimide Insulation, 600 V rms, 200° C.) 13 – 6 Inches White 14 – 18 Inches White 15 – 36 Inches White 16 – 6 Inches 10 Color Repeat 17 – 18 Inches 10 Color Repeat 18 – 36 Inches 10 Color Repeat	S Jackscrew, #0-80, Hex Head (Slash 01 Pin Connectors Only) T Threaded Hole, #0-80 (Slash 02 Socket Connectors Only)	C Aluminum Shell, Cadmium Plated N Aluminum Shell, Electroless Nickel Plated S Stainless Steel Shell, Passivated T Titanium Shell, Unplated	S Space Class (Not For Use With Cadmium Plated Aluminum Shells) Omit for Non-Space Applications
					

Part Number Example

M32139/

03-A

01

S

N

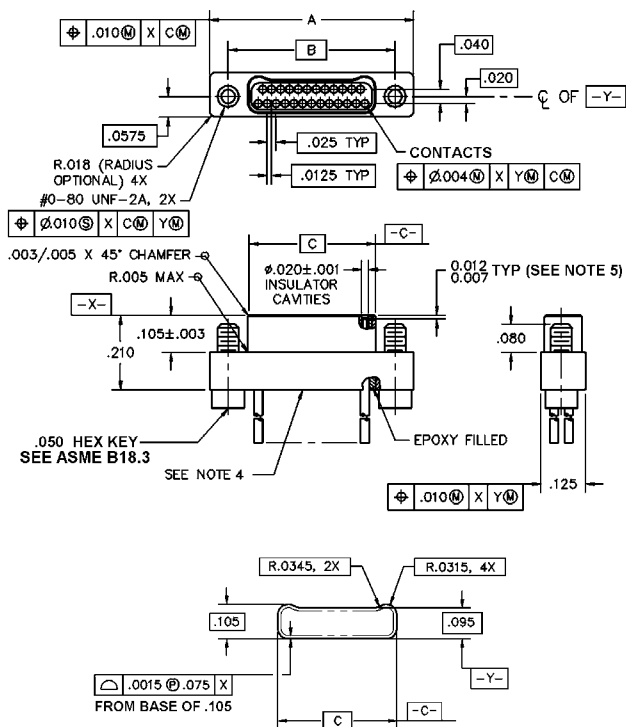
S

MIL-DTL-32139 Nanominiature Connectors Dual Row Metal Shell Pigtails (M32139/03 & /04) Dimensions

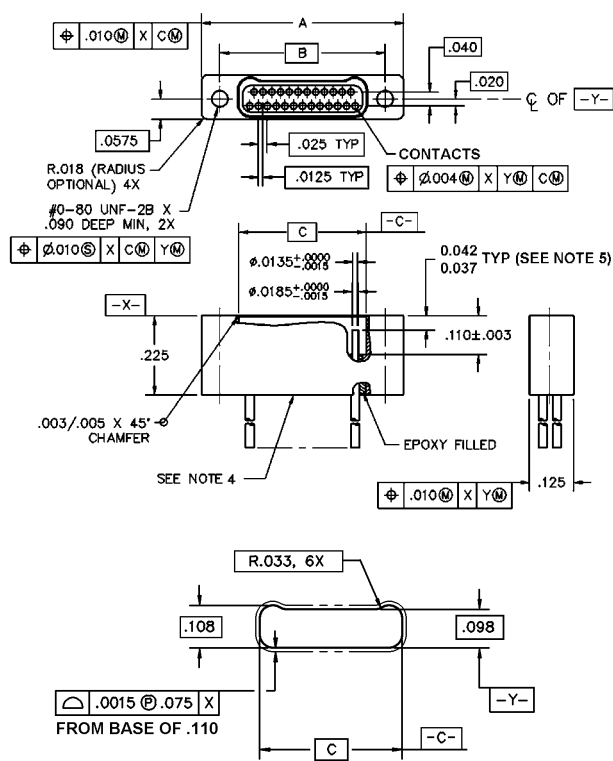


M32139/03 and /04 Dual Row Dimensions

M32139/03 Pin Connectors



M32139/04 Socket Connectors



Insert Arrangement	Layout	A	B BSC	C BSC
A	9P	.374 (9.52)	.270 (6.86)	.160 (4.06)
B	15P	.450 (11.43)	.345 (8.76)	.235 (5.97)
C	21P	.525 (13.33)	.420 (10.67)	.310 (7.87)
D	25P	.575 (14.60)	.470 (11.94)	.360 (9.14)
E	31P	.650 (16.51)	.545 (13.84)	.435 (11.05)
F	37P	.725 (18.41)	.620 (15.75)	.510 (12.95)
G	51P	.900 (22.86)	.795 (20.19)	.685 (17.40)

Insert Arrangement	Layout	A	B BSC	C BSC
A	9S	.374 (9.52)	.270 (6.86)	.163 (4.14)
B	15S	.450 (11.43)	.345 (8.76)	.238 (6.04)
C	21S	.525 (13.33)	.420 (10.67)	.313 (7.95)
D	25S	.575 (14.60)	.470 (11.94)	.363 (9.22)
E	31S	.650 (16.51)	.545 (13.84)	.438 (11.12)
F	37S	.725 (18.41)	.620 (15.75)	.513 (13.03)
G	51S	.900 (22.86)	.795 (20.19)	.688 (17.47)