



Technical Data Sheet

5.0mm Multi-Color Round Type LED Lamps

336SURSYGW/S530-A3

■ Features :

- Two chips are matched for uniform light output, wide viewing angle
- Long life-solid state reliability
- I.C. compatible/Low power consumption
- Pb free
- The product itself will remain within RoHS compliant version.



■ Descriptions :

- The 336 LED lamps contain two integral chips and is available as both bicolor and bipolar types.
- The Hyper Red and Super Yellow Green light is emitted by diodes of AlGaInP and AlGaInP respectively.
- Type of bicolor lamps are both White Diffused and Color Diffused while the bicolor are Water Clear.

■ Applications :

- TV set
- Monitor
- Telephone
- Computer

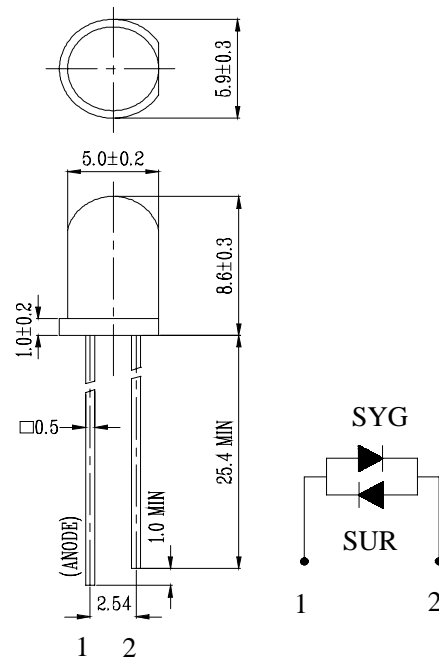
PART NO.	Chip		Lens Color
	Material	Emitted Color	
336SURSYGW/S530-A3	AlGaInP	Hyper Red	White Diffused
	AlGaInP	Super Yellow Green	

Technical Data Sheet

5.0mm Multi-Color Round Type LED Lamps

336SURSYGW/S530-A3

Package Dimensions



- Notes:**
1. All dimensions are in millimetres
 2. An epoxy meniscus may extend about 1.5mm(0.059") down to the lead.
 3. Tolerances unless Dimension ± 0.25 mm.

Absolute Maximum Ratings at $T_a = 25^\circ\text{C}$

Parameter	Symbol	Rating		Unit
		SUR/S530	SYG/S530	
Forward Current	I_F	25	25	mA
Operating Temperature	T_{opr}	-40 to +85		$^\circ\text{C}$
Storage Temperature	T_{stg}	-40 to +100		$^\circ\text{C}$
Soldering Temperature	T_{sol}	260 ± 5		$^\circ\text{C}$
Electrostatic Discharge	ESD	2000		V
Power Dissipation	P_d	60	60	mW
Peak Forward Current	$I_F(\text{Peak})$	60	60	mA
Reverse Voltage	V_R	5		V

Note: *1: I_{FP} Conditions --Pulse Width ≤ 1 msec and Duty $\leq 1/10$.
 *2:Soldering time ≤ 5 seconds.



Technical Data Sheet

5.0mm Multi-Color Round Type LED Lamps

336SURSYGW/S530-A3

Electro-Optical Characteristics (Ta=25°C)

Parameter	Symbol	Min.	Typ.	Max.	Unit	Condition
Luminous Intensity	Iv SUR/S530	16	32	/	mcd	IF= 20 mA
	SYG/S530	16	32	/		
Viewing Angle	2θ 1/2	/	90	/	deg	IF= 20 mA
Peak Wavelength	λp SUR/S530	/	632	/	nm	IF= 20 mA
	SYG/S530	/	575	/		
Dominant Wavelength	λd SUR/S530	/	624	/	nm	IF= 20 mA
	SYG/S530	/	573	/		
Spectrum Radiation Bandwidth	Δλ SUR/S530	/	20	/	nm	IF= 20 mA
	SYG/S530	/	20	/		
Forward Voltage	VF SUR/S530	/	2.0	2.4	V	IF= 20 mA
	SYG/S530	/	2.0	2.4		



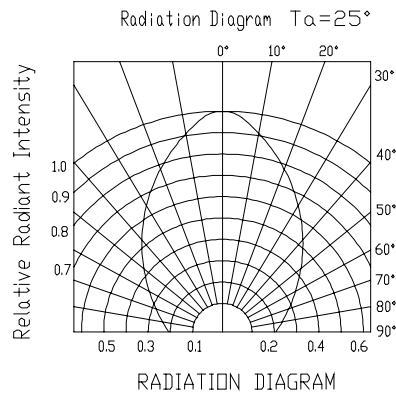
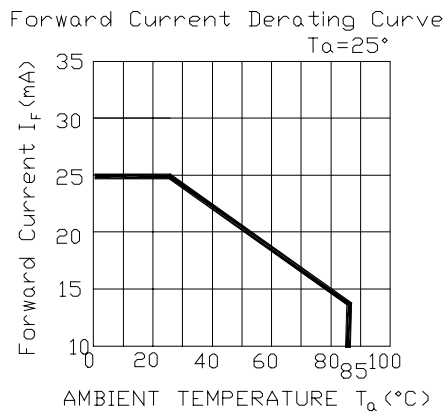
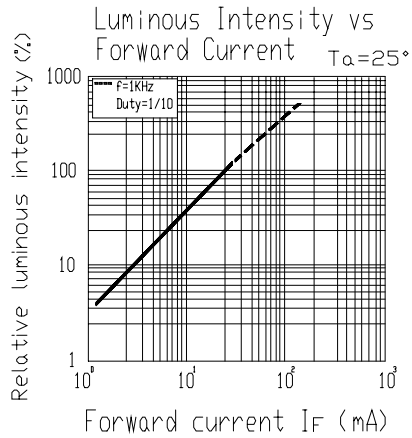
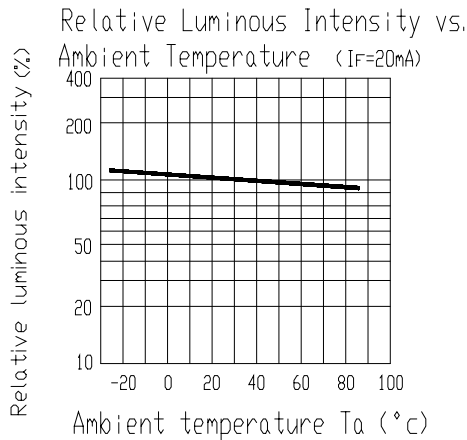
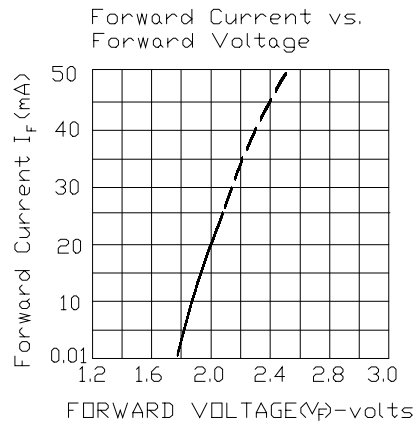
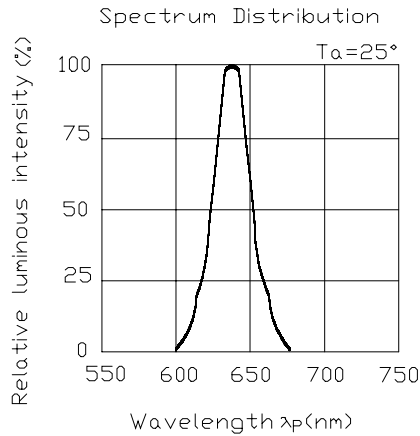
Technical Data Sheet

5.0mm Multi-Color Round Type LED Lamps

336SURSYGW/S530-A3

Typical Electro-Optical Characteristic Curves:

(SUR)





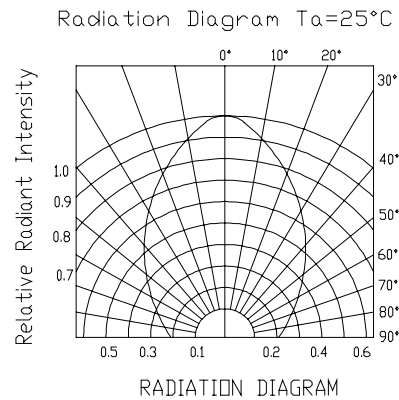
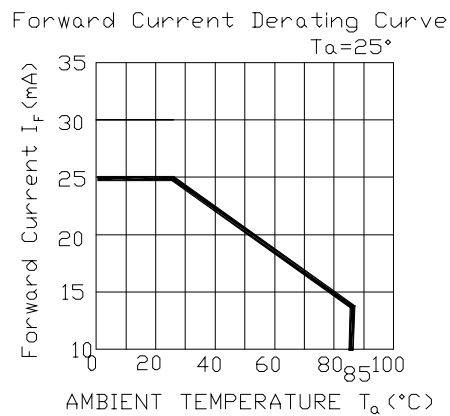
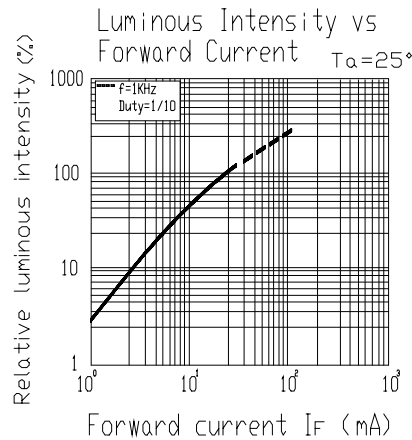
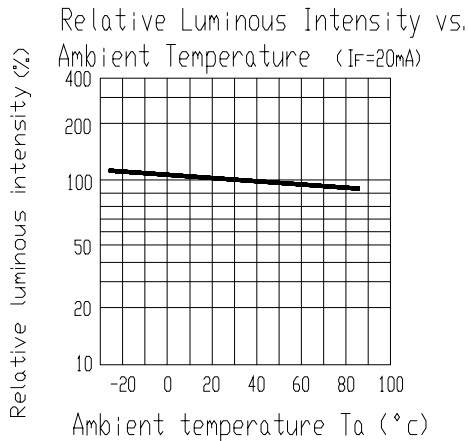
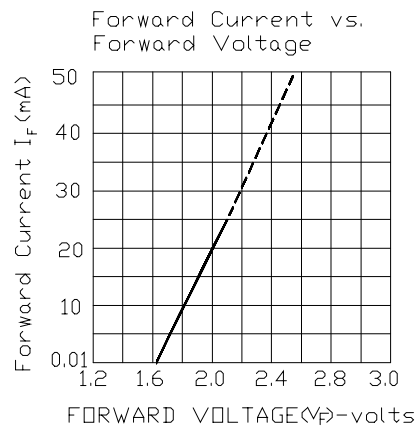
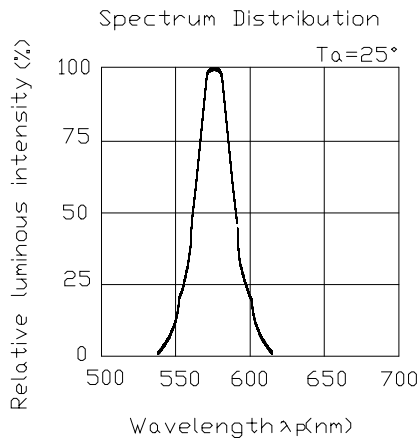
Technical Data Sheet

5.0mm Multi-Color Round Type LED Lamps

336SURSYGW/S530-A3

■ Typical Electro-Optical Characteristic Curves:

(SYG)





Technical Data Sheet

5.0mm Multi-Color Round Type LED Lamps

336SURSYGW/S530-A3

■ Reliability test items and conditions:

The reliability of products shall be satisfied with items listed below.

Confidence level : 97%

LTPD : 3%

NO	Item	Test Conditions	Test Hours/Cycle	Sample Size	Failure Judgment Criteria	Ac/Re
1	Solder Heat	TEMP : 260°C ± 5 °C	10 SEC	76 PCS	Iv ≤ Ivt*0.5 or Vf ≥ U or Vf ≤ L	0/1
2	Temperature Cycle	H : +100°C 15min ∫ 5 min L : -40°C 15min	300 CYCLES	76 PCS		0/1
3	Thermal Shock	H : +100°C 5min ∫ 10 sec L : -10°C 5min	300 CYCLES	76 PCS		0/1
4	High Temperature Storage	TEMP : 100°C	1000 HRS	76 PCS		0/1
5	Low Temperature Storage	TEMP : -40°C	1000 HRS	76 PCS		0/1
6	DC Operating Life	TEMP : 25°C IF = 20mA	1000 HRS	76 PCS		0/1
7	High Temperature / High Humidity	85°C / 85% RH	1000 HRS	76 PCS		0/1

Note : Ivt : The test Iv value of the chip before the reliability test
Iv : The test value of the chip that has completed the reliability test
U : Upper Specification Limit
L : Lower Specification Limit



Technical Data Sheet

5.0mm Multi-Color Round Type LED Lamps

336SURSYGW/S530-A3

Packing Quantity Specification

1.500PCS/1Bag , 5Bags/1Box

2.10Boxes/1Carton

Label Form Specification



CPN:

P/N:



336SURSYGW/S530-A3

QTY:



CAT:

HUE:

REF:

LOT NO: EL



MADE IN TAIWAN

CPN: Customer's Production Number

P/N : Production Number

QTY: Packing Quantity

CAT: Ranks

HUE: Peak Wavelength

REF: Reference

LOT No: Lot Number

MADE IN TAIWAN: Production Place

Notes

1. Above specification may be changed without notice. EVERLIGHT will reserve authority on material change for above specification.
2. When using this product, please observe the absolute maximum ratings and the instructions for using outlined in these specification sheets. EVERLIGHT assumes no responsibility for any damage resulting from use of the product which does not comply with the absolute maximum ratings and the instructions included in these specification sheets.
3. These specification sheets include materials protected under copyright of EVERLIGHT corporation. Please don't reproduce or cause anyone to reproduce them without EVERLIGHT's consent.

<i>EVERLIGHT ELECTRONICS CO., LTD.</i>	<i>Tel: 886-2-2267-2000, 2267-9936</i>
<i>Office: No 25, Lane 76, Sec 3, Chung Yang Rd,</i>	<i>Fax: 886-2267-6244, 2267-6189, 2267-6306</i>
<i>Tucheng Tainpei 236 Taiwan R O C</i>	<i>http://www.everlight.com</i>

EVERLIGHT ELECTRONICS CO.,LTD.

http : //www.everlight.com

Rev.: 1 Page: 7 of 7

Device Number : CDLE-033-1349

Prepared date: 2004/12/7

Prepared by: Lian Xiang You