

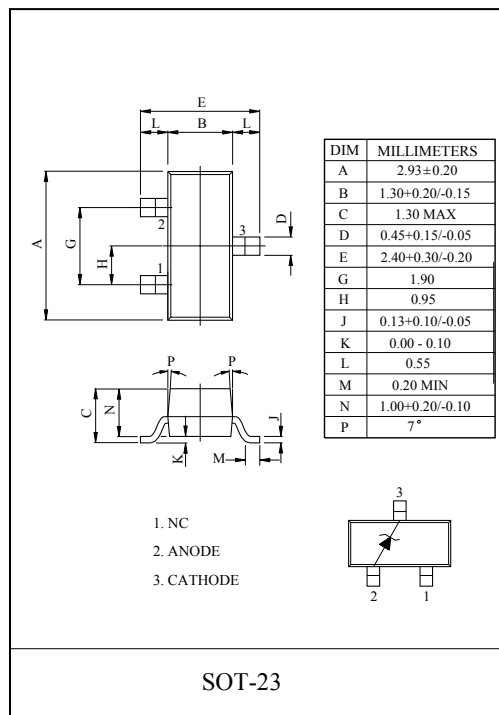
CONSTANT VOLTAGE REGULATION APPLICATION.  
REFERENCE VOLTAGE APPLICATION.

#### FEATURES

- Small Package : SOT-23
- Normal Voltage Tolerance About  $\pm 2.5\%$ .

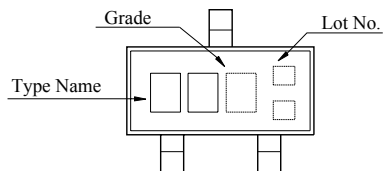
#### MAXIMUM RATING (Ta=25°C)

CHARACTERISTIC	SYMBOL	RATING	UNIT
Power Dissipation	$P_D$	200	mW
Junction Temperature	$T_j$	150	°C
Storage Temperature Range	$T_{stg}$	-55 ~ 150	°C



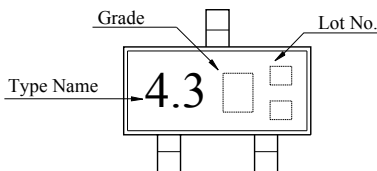
#### Marking

Example 1) 2.0V ~ 3.9V



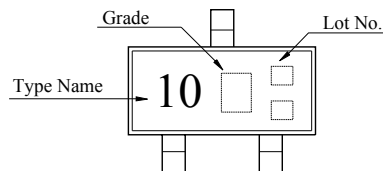
TYPE NAME : Z02W2.0V → 2A  
 Z02W2.2V → 2B  
 Z02W2.4V → 2C  
 Z02W2.7V → 2D  
 Z02W3.0V → 30  
 Z02W3.3V → 33  
 Z02W3.6V → 36  
 Z02W3.9V → 39

Example 2) 4.3V ~ 9.1V



Example : Z02W4.3V

Example 3) 10V ~ 24V



Example : Z02W10V

# Z02W2.0V~24V

## ELECTRICAL CHARACTERISTICS (Ta=25°C)

TYPE No.	Grade	Zener Voltage Vz (V)			Dynamic Impedance Zz (Ω)		KNEE Dynamic Impedance Zzk (Ω)		Reverse Current IR (μA)	
		Min.	Max.	Iz (mA)	MAX.	Iz (mA)	MAX.	Iz (mA)	MAX.	VR(V)
Z02W2.0V		1.85	2.15	5	100	5	1000	0.5	120	1.0
	X	1.85	2.05							
	Z	1.95	2.15							
Z02W2.2V		2.05	2.38	5	100	5	1000	0.5	120	1.0
	X	2.05	2.26							
	Z	2.16	2.38							
Z02W2.4V		2.28	2.60	5	100	5	1000	0.5	120	1.0
	X	2.28	2.50							
	Z	2.40	2.60							
Z02W2.7V		2.50	2.90	5	110	5	1000	0.5	120	1.0
	X	2.50	2.75							
	Z	2.65	2.90							
Z02W3.0V		2.80	3.20	5	120	5	1000	0.5	50	1.0
	X	2.80	3.05							
	Z	2.95	3.20							
Z02W3.3V		3.10	3.50	5	130	5	1000	0.5	20	1.0
	X	3.10	3.35							
	Z	3.25	3.50							
Z02W3.6V		3.40	3.80	5	130	5	1000	0.5	10	1.0
	X	3.40	3.65							
	Z	3.55	3.80							
Z02W3.9V		3.70	4.10	5	130	5	1000	0.5	10	1.0
	X	3.70	3.97							
	Z	3.87	4.10							
Z02W4.3V		4.00	4.50	5	130	5	1000	0.5	5	1.0
	X	4.00	4.23							
	Y	4.13	4.35							
	Z	4.25	4.50							
Z02W4.7V		4.40	4.90	5	120	5	1000	0.5	5	1.0
	X	4.40	4.63							
	Y	4.53	4.76							
Z02W5.1V		4.80	5.40	5	70	5	1000	0.5	1	1.5
	X	4.80	5.07							
	Y	4.97	5.24							
	Z	5.14	5.40							

# Z02W2.0V~24V

## ELECTRICAL CHARACTERISTICS (Ta=25°C)

TYPE No.	Grade	Zener Voltage Vz (V)			Dynamic Impedance Zz (Ω)		KNEE Dynamic Impedance Zzk (Ω)		Reverse Current IR(μA)	
		Min.	Max.	Iz (mA)	MAX.	Iz (mA)	MAX.	Iz (mA)	MAX.	VR(V)
Z02W5.6V		5.30	6.00	5	40	5	900	0.5	1	2.5
	X	5.30	5.63							
	Y	5.43	5.81							
	Z	5.61	6.00							
Z02W6.2V		5.80	6.60	5	30	5	500	0.5	1	3.0
	X	5.80	6.20							
	Y	6.00	6.39							
	Z	6.19	6.60							
Z02W6.8V		6.40	7.20	5	25	5	150	0.5	0.5	5.0
	X	6.40	6.80							
	Y	6.60	7.02							
	Z	6.82	7.20							
Z02W7.5V		7.00	7.90	5	23	5	120	0.5	0.5	6.0
	X	7.00	7.43							
	Y	7.23	7.66							
	Z	7.46	7.90							
Z02W8.2V		7.70	8.70	5	20	5	120	0.5	0.5	6.5
	X	7.70	8.16							
	Y	7.96	8.43							
	Z	8.23	8.70							
Z02W9.1V		8.50	9.60	5	18	5	120	0.5	0.5	7.0
	X	8.50	9.00							
	Y	8.80	9.30							
	Z	9.10	9.60							
Z02W10V		9.40	10.60	5	15	5	120	0.5	0.5	8.0
	X	9.40	9.93							
	Y	9.73	10.26							
	Z	10.06	10.60							
Z02W11V		10.40	11.60	5	15	5	120	0.5	0.5	8.5
	X	10.40	10.98							
	Y	10.73	11.26							
	Z	11.06	11.60							
Z02W12V		11.40	12.60	5	15	5	110	0.5	0.5	9.0
	X	11.40	11.93							
	Y	11.73	12.26							
	Z	12.06	12.60							

# Z02W2.0V~24V

## ELECTRICAL CHARACTERISTICS (Ta=25°C)

TYPE No.	Grade	Zener Voltage Vz (V)			Dynamic Impedance Zz (Ω)		KNEE Dynamic Impedance Zzk (Ω)		Reverse Current IR(μA)	
		Min.	Max.	Iz (mA)	MAX.	Iz (mA)	MAX.	Iz (mA)	MAX.	VR(V)
Z02W13V		12.40	14.10	5	15	5	110	0.5	0.5	10
	X	12.40	13.08							
	Y	12.88	13.57							
	Z	13.37	14.10							
Z02W15V		13.80	15.60	5	15	5	110	0.5	0.5	11
	X	13.80	14.63							
	Y	14.33	15.11							
	Z	14.81	15.60							
Z02W16V		15.30	17.10	5	18	5	150	0.5	0.5	12
	X	15.30	16.10							
	Y	15.80	16.60							
	Z	16.30	17.10							
Z02W18V		16.80	19.10	5	20	5	150	0.5	0.5	14
	X	16.80	17.76							
	Y	17.46	18.43							
	Z	18.13	19.10							
Z02W20V		18.80	21.20	5	25	5	200	0.5	0.5	15
	X	18.80	19.78							
	Y	19.48	20.46							
	Z	20.16	21.20							
Z02W22V		20.80	23.30	5	30	5	200	0.5	0.5	17
	X	20.80	21.88							
	Y	21.48	22.56							
	Z	22.16	23.30							
Z02W24V		22.80	25.60	5	40	5	200	0.5	0.5	19
	X	22.80	24.11							
	Y	23.61	24.92							
	Z	24.42	25.60							

# Z02W2.0V~24V

