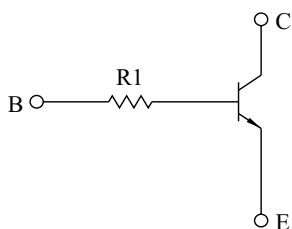


SWITCHING APPLICATION.  
INTERFACE CIRCUIT AND DRIVER CIRCUIT APPLICATION.

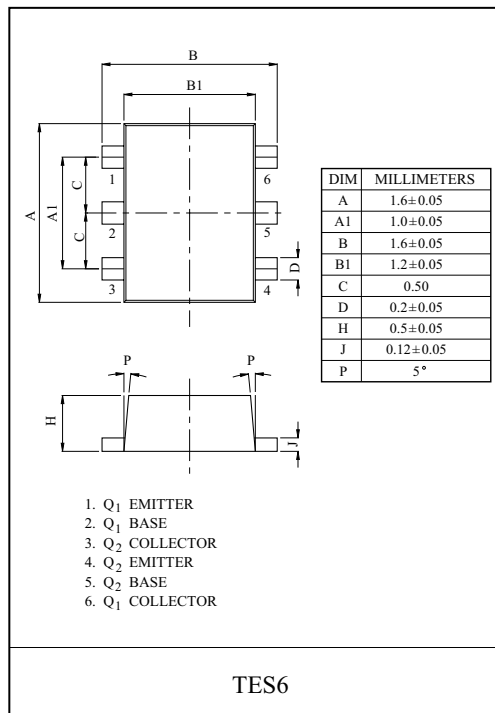
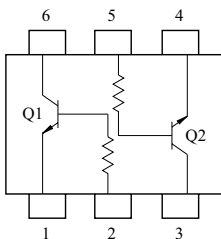
#### FEATURES

- With Built-in Bias Resistors.
- Simplify Circuit Design.
- Reduce a Quantity of Parts and Manufacturing Process.
- High Packing Density.

#### EQUIVALENT CIRCUIT



#### EQUIVALENT CIRCUIT (TOP VIEW)



#### MAXIMUM RATING (Ta=25°C)

CHARACTERISTIC	SYMBOL	RATING	UNIT
Collector-Base Voltage	V <sub>CBO</sub>	50	V
Collector-Emitter Voltage	V <sub>CEO</sub>	50	V
Emitter-Base Voltage	V <sub>EBO</sub>	5	V
Collector Current	I <sub>C</sub>	100	mA

CHARACTERISTIC	SYMBOL	RATING	UNIT
Collector Power Dissipation	P <sub>C</sub> *	200	mW
Junction Temperature	T <sub>J</sub>	150	°C
Storage Temperature Range	T <sub>stg</sub>	-55 ~ 150	°C

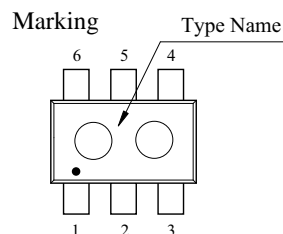
\* Total Rating.

#### ELECTRICAL CHARACTERISTICS (Ta=25°C)

CHARACTERISTIC	SYMBOL	TEST CONDITION	MIN.	TYP.	MAX.	UNIT	
Collector Cut-off Current	I <sub>CBO</sub>	V <sub>CB</sub> =50V, I <sub>E</sub> =0	-	-	100	nA	
Emitter Cut-off Current	I <sub>EBO</sub>	V <sub>EB</sub> =5V, I <sub>C</sub> =0	-	-	100	nA	
DC Current Gain	h <sub>FE</sub>	V <sub>CE</sub> =5V, I <sub>C</sub> =1mA	120	-	-		
Collector-Emitter Saturation Voltage	V <sub>CE(sat)</sub>	I <sub>C</sub> =10mA, I <sub>B</sub> =0.5mA	-	0.1	0.3	V	
Transition Frequency	f <sub>T</sub> *	V <sub>CE</sub> =10V, I <sub>C</sub> =5mA	-	250	-	MHz	
Input Resistor	KRC860E	R <sub>I</sub>		-	4.7	-	kΩ
	KRC861E			-	10	-	
	KRC862E			-	100	-	
	KRC863E			-	22	-	
	KRC864E			-	47	-	

#### MARK SPEC

TYPE	KRC860E	KRC861E	KRC862E	KRC863E	KRC864E
MARK	NK	NM	NN	NO	NP

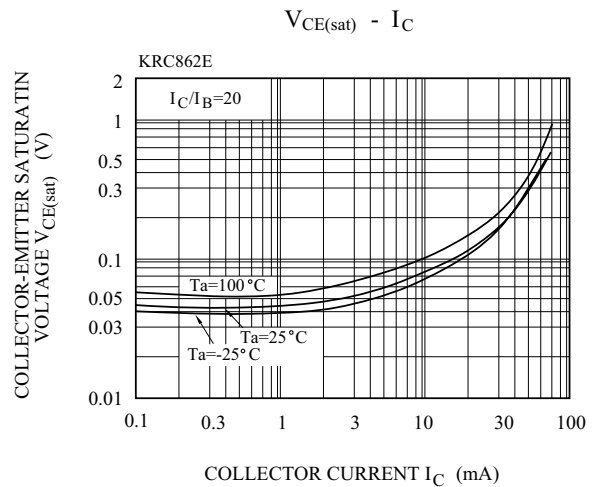
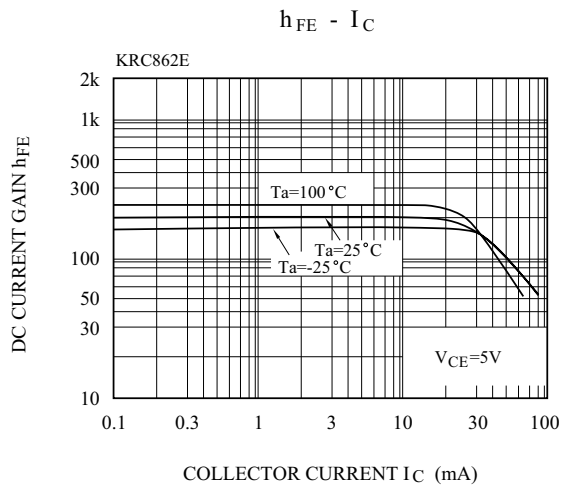
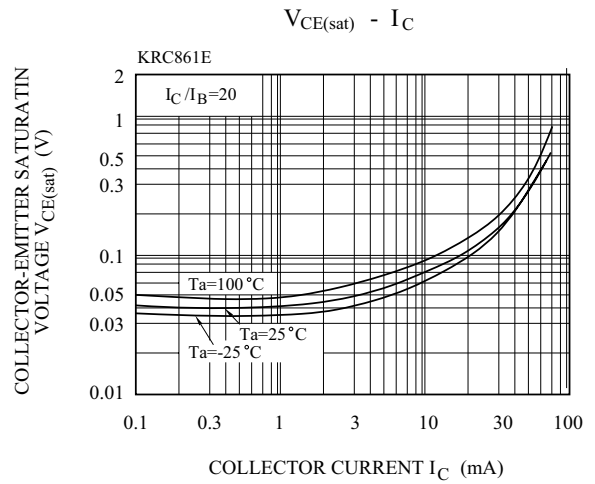
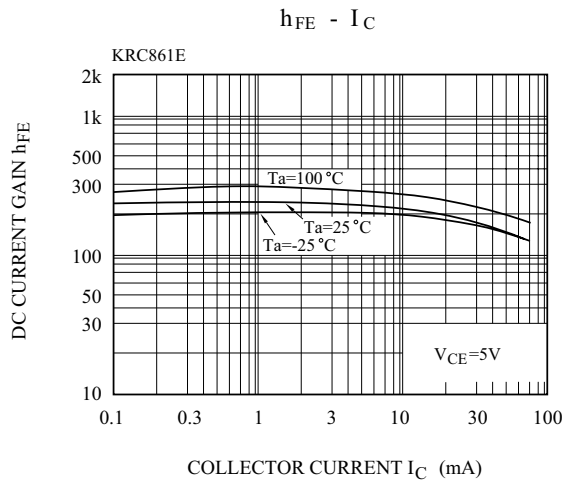
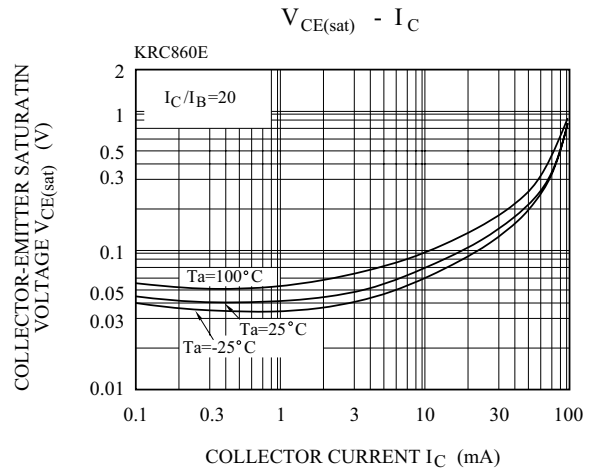
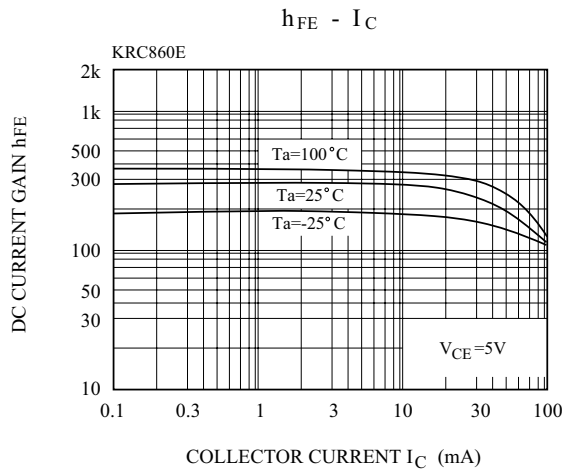


# KRC860E~KRC864E

## ELECTRICAL CHARACTERISTICS (Ta=25 °C)

CHARACTERISTIC		SYMBOL	TEST CONDITION	MIN.	TYP.	MAX.	UNIT	
Switching Time	Rise Time	KRC860E	V <sub>O</sub> =5V V <sub>IN</sub> =5V R <sub>L</sub> =1k Ω	-	0.025	-	μS	
		KRC861E		-	0.03	-		
		KRC862E		-	0.3	-		
		KRC863E		-	0.06	-		
		KRC864E		-	0.11	-		
	Storage Time	KRC860E		t <sub>stg</sub>	-	3.0		-
		KRC861E		-	-	2.0		-
		KRC862E		-	-	6.0		-
		KRC863E		-	-	4.0		-
		KRC864E		-	-	5.0		-
	Fall Time	KRC860E		t <sub>f</sub>	-	0.2		-
		KRC861E		-	-	0.12		-
		KRC862E		-	-	2.0		-
		KRC863E		-	-	0.9		-
		KRC864E		-	-	1.4		-

# KRC860E~KRC864E



# KRC860E~KRC864E

