

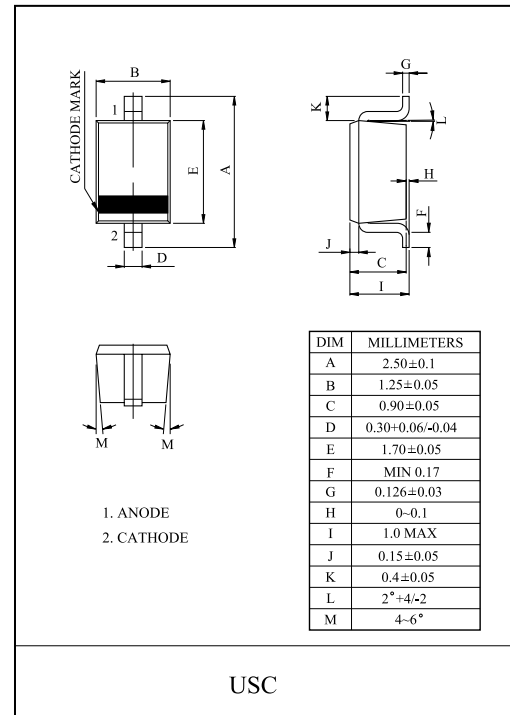
VCO FOR UHF/VHF BAND.

FEATURES

- High Capacitance Ratio : $C_{1V}/C_{4V} = 2.0$ (Typ.)
- Low Series Resistance : $r_s = 0.39$ (Typ.)

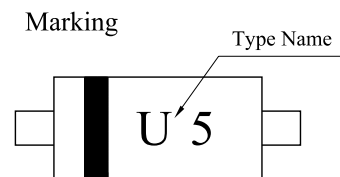
MAXIMUM RATING (Ta=25)

CHARACTERISTIC	SYMBOL	RATING	UNIT
Reverse Voltage	V_R	10	V
Junction Temperature	T_j	150	
Storage Temperature Range	T_{stg}	-55 150	

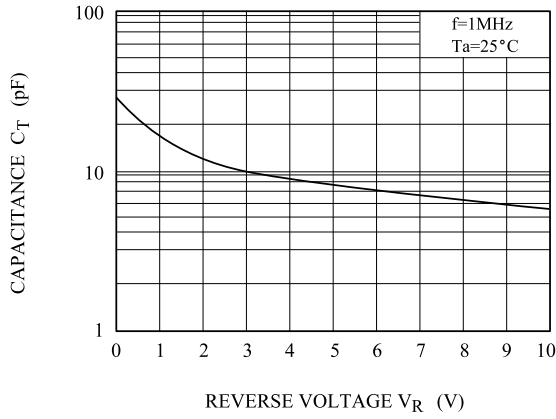


ELECTRICAL CHARACTERISTICS (Ta=25)

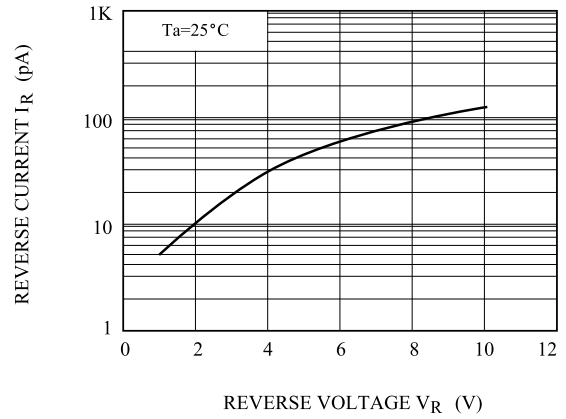
CHARACTERISTIC	SYMBOL	TEST CONDITION	MIN.	TYP.	MAX.	UNIT
Reverse Voltage	V_R	$I_R = 1 \mu A$	10	-	-	V
Reverse Current	I_R	$V_R = 10V$	-	-	10	nA
Capacitance	C_{1V}	$V_R = 1V, f = 1MHz$	15	16	17	pF
	C_{4V}	$V_R = 4V, f = 1MHz$	7.3	8.0	8.7	
Capacitance Ratio	K	-	1.8	2.0	-	
Series Resistance	r_s	$V_R = 1V, f = 470MHz$	-	0.39	0.5	



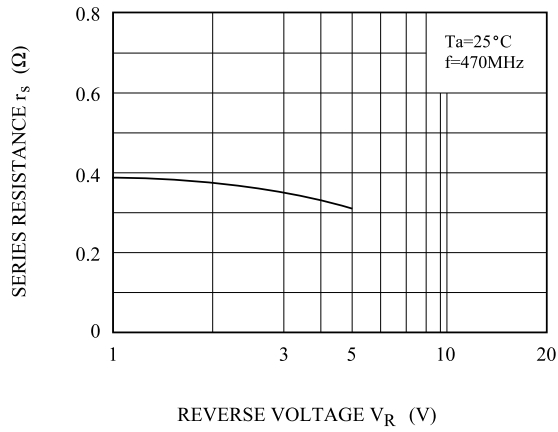
$C_T - V_R$



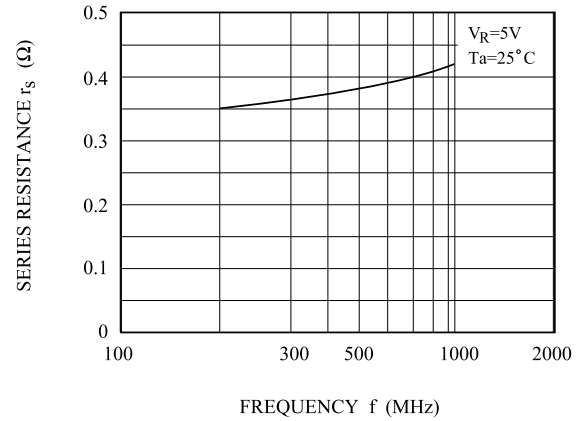
$I_R - V_R$



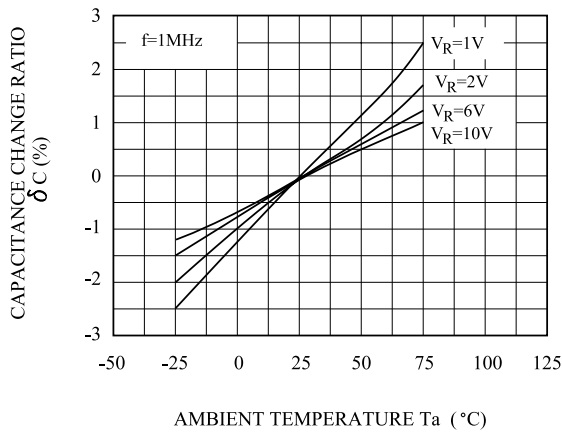
$r_s - V_R$



$r_s - f$



$\delta C - T_a$



$$\text{NOTE : } \delta C(\%) = \frac{C(T_a) - C(25)}{C(25)} \times 100$$