

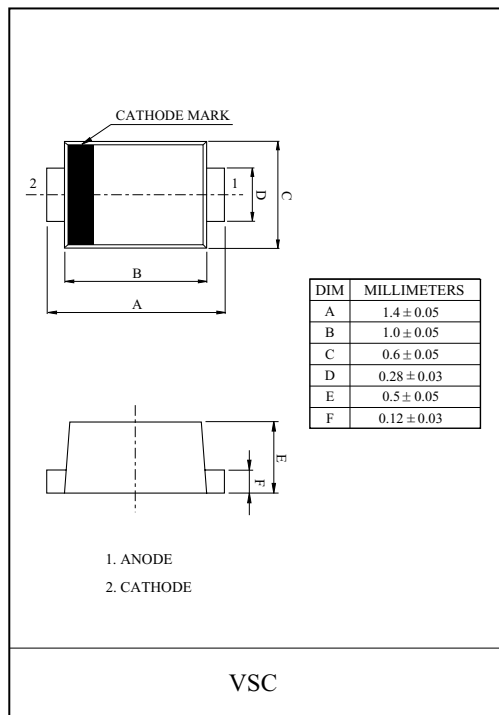
For antenna switches in mobile applications.

FEATURES

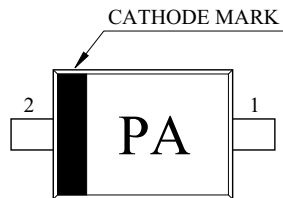
- Low Capacitance : $C_T=0.35[\text{pF}]$ (Max.)
- Low Series resistance : $r_s=1.3[\Omega]$ (Max.)
- Small Package : ESC

MAXIMUM RATING (Ta=25 °C)

CHARACTERISTIC	SYMBOL	RATING	UNIT
Reverse Voltage	V_R	30	V
Forward Current	I_F	100	mA
Junction Temperature	T_j	150	°C
Storage Temperature Range	T_{stg}	-55 ~ 150	°C



Marking



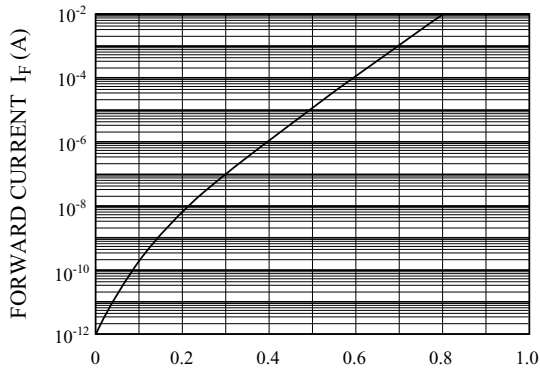
ELECTRICAL CHARACTERISTICS (Ta=25 °C)

CHARACTERISTIC	SYMBOL	TEST CONDITION	MIN.	TYP.	MAX.	UNIT
Reverse Current	I_R	$V_R=30V$	-	-	0.1	μA
Forward Voltage	V_F	$I_F=10mA$	-	-	1.0	V
Total Capacitance	C_T	$V_R=1V, f=1MHz$	-	-	0.35	pF
Series Resistance	r_s	$I_F=10mA, f=100MHz$	-	-	1.3	Ω
ESD-Capability *	-	$C=200pF, R=0 \Omega$, Both forward and reverse direction 1 pulse	100	-	-	V

* Failure criterion : $I_R > 100nA$ at $V_R = 30V$.

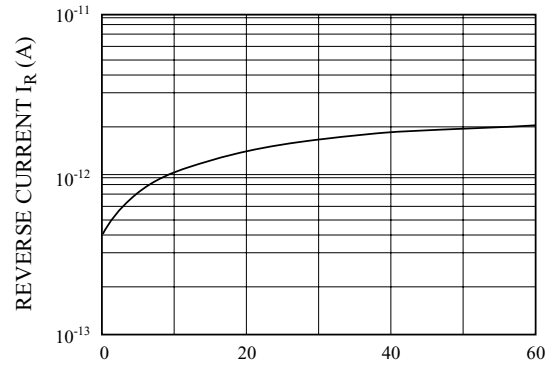
KDV142V

$I_F - V_F$



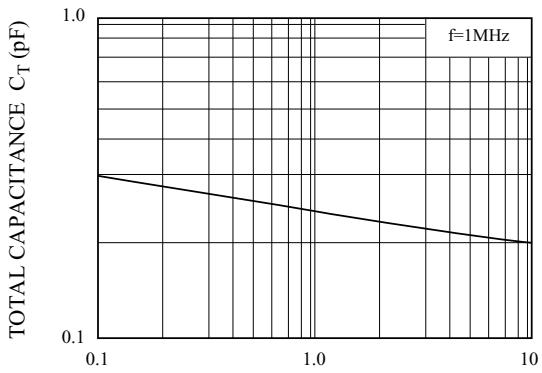
FORWARD VOLTAGE V_F (V)

$I_R - V_R$



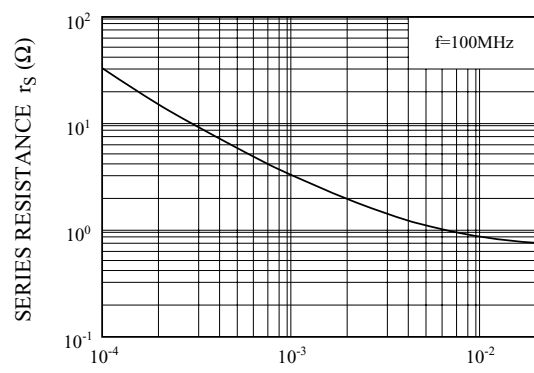
REVERSE VOLTAGE V_R (V)

$C_T - V_R$



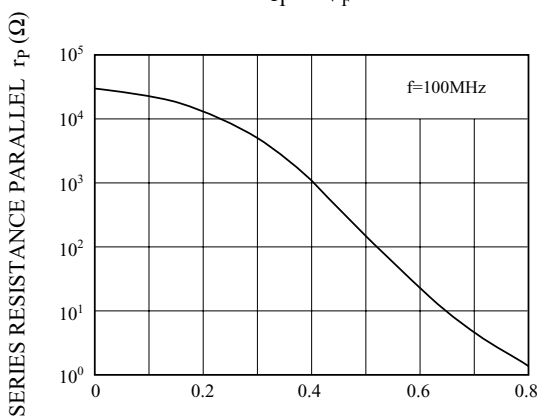
REVERSE VOLTAGE V_R (V)

$r_s - I_F$



FORWARD VOLTAGE V_F (V)

$r_p - V_F$



FORWARD VOLTAGE V_F (V)