



SAW Components

SAW Duplexer

Cellular / WCDMA band V

Series/type:	B7670
Ordering code:	B39881B7670A710
Date:	February 05, 2009
Version:	2.0

© EPCOS AG 2009. Reproduction, publication and dissemination of this data sheet, enclosures hereto and the information contained therein without EPCOS' prior express consent is prohibited.



SAW Components

B7670

SAW Duplexer

836.50 / 881.50 MHz

Data Sheet



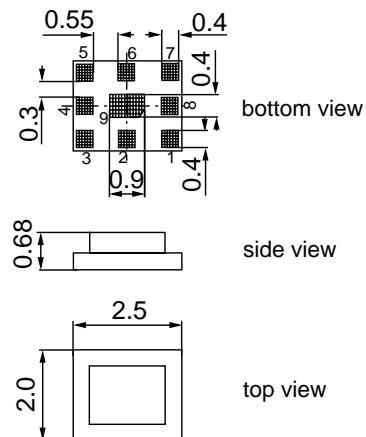
Application

- Low-loss SAW duplexer for mobile telephone Cellular / WCDMA band V systems
- Low insertion attenuation
- Low amplitude ripple



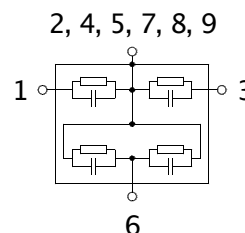
Features

- Package size 2.5 x 2.0 x 0.68 mm³
- RoHS compatible
- Approx. weight 0.013 g
- Package for **Surface Mount Technology (SMT)**
- Ni, gold-plated terminals
- **Electrostatic Sensitive Device (ESD)**



Pin configuration

- 3 TX Input
- 1 RX Output
- 6 Antenna
- 2, 4, 5, 7, 8, 9 To be grounded



Please read *cautions and warnings and important notes* at the end of this document.



SAW Components

B7670

SAW Duplexer

836.50 / 881.50 MHz

Data Sheet



Characteristics

Temperature range for specification: $T = -30\text{ °C to }+85\text{ °C}$
 Antenna terminating impedance: $Z_{ANT} = 50\ \Omega \parallel 8.2\text{ nH}$
 RX terminating impedance: $Z_{RX} = 50\ \Omega$
 TX terminating impedance: $Z_{TX} = 50\ \Omega$

Characterisitcs TX - ANT		min.	typ. @ 25 °C	max.	
Center frequency	f_C		836.5		MHz
Maximum insertion attenuation	α_{max}				
824.0 ... 849.0 MHz			1.8	2.3	dB
Amplitude ripple (p-p)	$\Delta\alpha$				
824.0 ... 849.0 MHz			0.6	1.0	dB
Input VSWR (TX port)					
824.0 ... 849.0 MHz			1.9	2.1	
Output VSWR (ANT port)					
824.0 ... 849.0 MHz			1.6	2.0	

Please read *cautions and warnings and important notes* at the end of this document.



SAW Components

B7670

SAW Duplexer

836.50 / 881.50 MHz

Data Sheet



Characteristics

Temperature range for specification: T = -30 °C to +85 °C
 Antenna terminating impedance: Z_{ANT} = 50 Ω || 8.2 nH
 RX terminating impedance: Z_{RX} = 50 Ω
 TX terminating impedance: Z_{TX} = 50 Ω

Characterisitcs TX - ANT	min.	typ. @ 25 °C	max.	
Attenuation				
0.3 ... 779.0 MHz	25	33		dB
779.0 ... 804.0 MHz	27	29		dB
869.0 ... 894.0 MHz	43	46		dB
1573.0 ... 1578.0 MHz	40	43		dB
1648.0 ... 1698.0 MHz	36	39		dB
2472.0 ... 2547.0 MHz	23	26		dB
3296.0 ... 3396.0 MHz	10	18		dB

Please read *cautions and warnings and important notes* at the end of this document.



SAW Components

B7670

SAW Duplexer

836.50 / 881.50 MHz

Data Sheet



Characteristics

Temperature range for specification: $T = -30\text{ °C to }+85\text{ °C}$
 Antenna terminating impedance: $Z_{ANT} = 50\ \Omega \parallel 8.2\text{ nH}$
 RX terminating impedance: $Z_{RX} = 50\ \Omega$
 TX terminating impedance: $Z_{TX} = 50\ \Omega$

Characterisitcs ANT - RX	min.	typ. @ 25 °C	max.	
Center frequency f_C		881.5		MHz
Maximum insertion attenuation α_{max} 869.0 ... 894.0 MHz		2.4	3.0	dB
Amplitude ripple (p-p) $\Delta\alpha$ 869.0 ... 894.0 MHz		1.0	1.5	dB
Input VSWR (ANT port) 869.0 ... 894.0 MHz		1.6	2.0	
Output VSWR (RX port) 869.0 ... 894.0 MHz		1.7	2.0	

Please read *cautions and warnings and important notes* at the end of this document.



Data Sheet



Characteristics

Temperature range for specification: T = -30 °C to +85 °C
 Antenna terminating impedance: Z_{ANT} = 50 Ω || 8.2 nH
 RX terminating impedance: Z_{RX} = 50 Ω
 TX terminating impedance: Z_{TX} = 50 Ω

Characterisitcs ANT - RX				min.	typ. @ 25 °C	max.	
Attenuation			α				
	0.3 ... 779.0	MHz		35	47		dB
	779.0 ... 804.0	MHz		38	52		dB
	824.0 ... 849.0	MHz		51	57		dB
	1738.0 ... 1788.0	MHz		40	57		dB
	2400.0 ... 2500.0	MHz		40	56		dB
	2607.0 ... 2682.0	MHz		35	45		dB
	3476.0 ... 3576.0	MHz		30	42		dB

Characterisitcs TX - RX				min.	typ. @ 25 °C	max.	
Isolation			α				
	824.0 ... 849.0	MHz		55	59		dB
	869.0 ... 894.0	MHz		45	48		dB

Maximum ratings

--	--	--	--

Please read *cautions and warnings and important notes* at the end of this document.



SAW Components

B7670

SAW Duplexer

836.50 / 881.50 MHz

Data Sheet



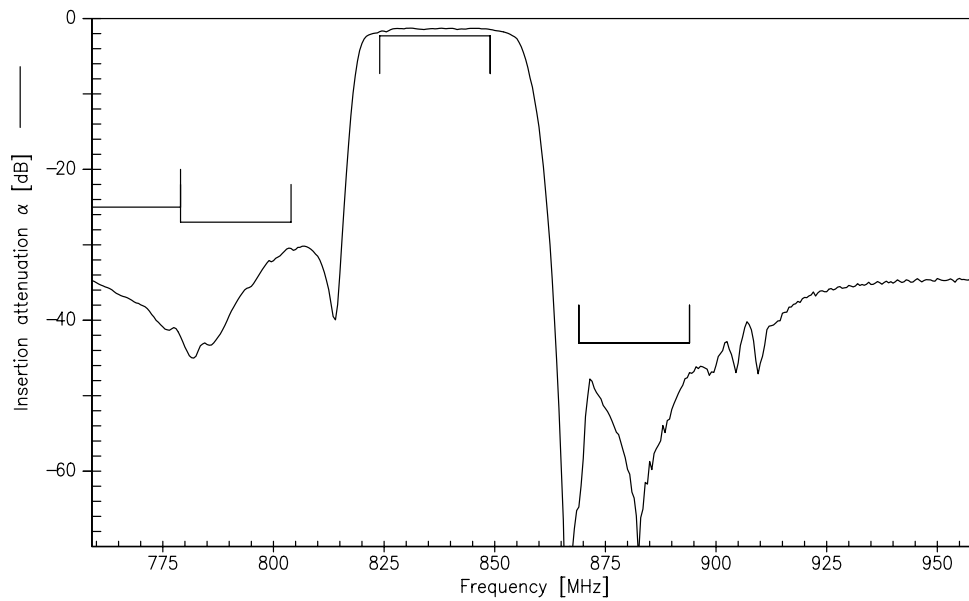
Maximum ratings

Storage temperature range	T _{stg}	-40/+85	°C	machine model, 10 pulses source and load impedance 50 Ω } continuous wave T = 55°C, 50.000 h
DC voltage	V _{DC}	5	V	
ESD voltage	V _{ESD}	100 ¹⁾	V	
Input power at	P _{IN}			
824.0 ... 849.0 MHz		30	dBm	}
elsewhere		10	dBm	

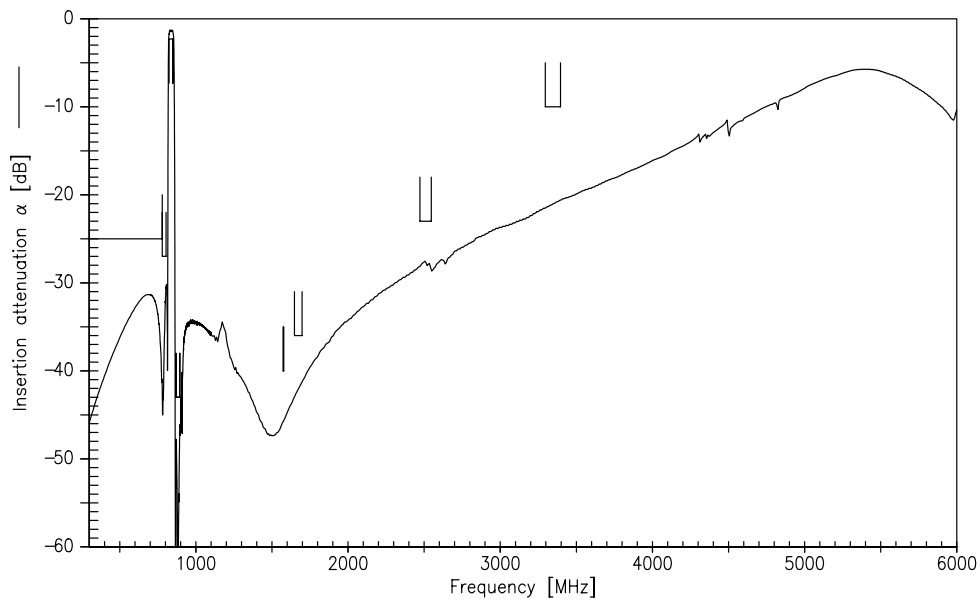
¹⁾ acc. to JESD22-A115A (machine model), 10 negative & 10 positive pulses.



Frequency Response TX-ANT



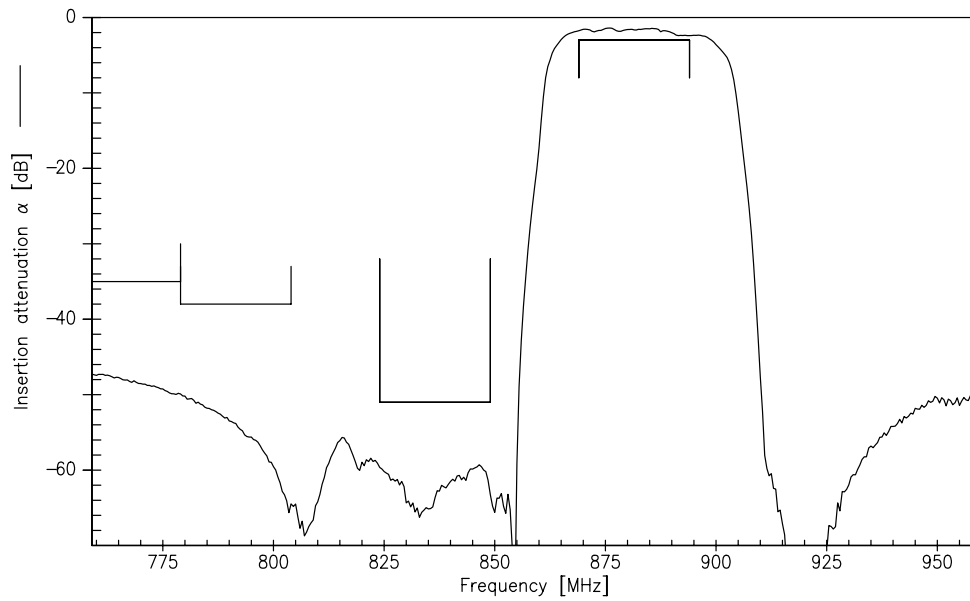
Frequency Response TX-ANT (wideband)



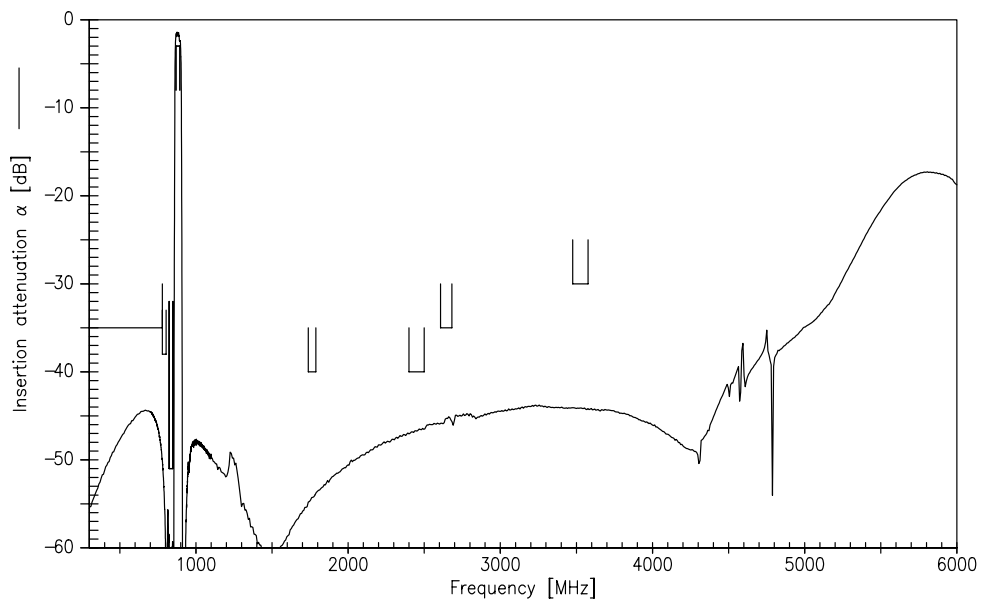
Please read *cautions and warnings and important notes* at the end of this document.



Frequency Response RX-ANT



Frequency Response RX-ANT (wideband)



Please read *cautions and warnings and important notes* at the end of this document.



SAW Components

B7670

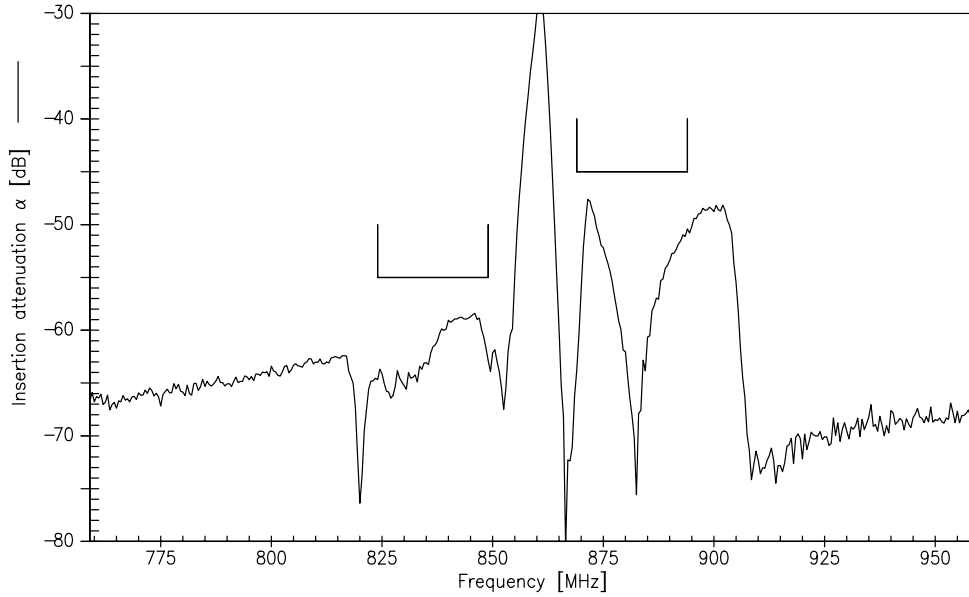
SAW Duplexer

836.50 / 881.50 MHz

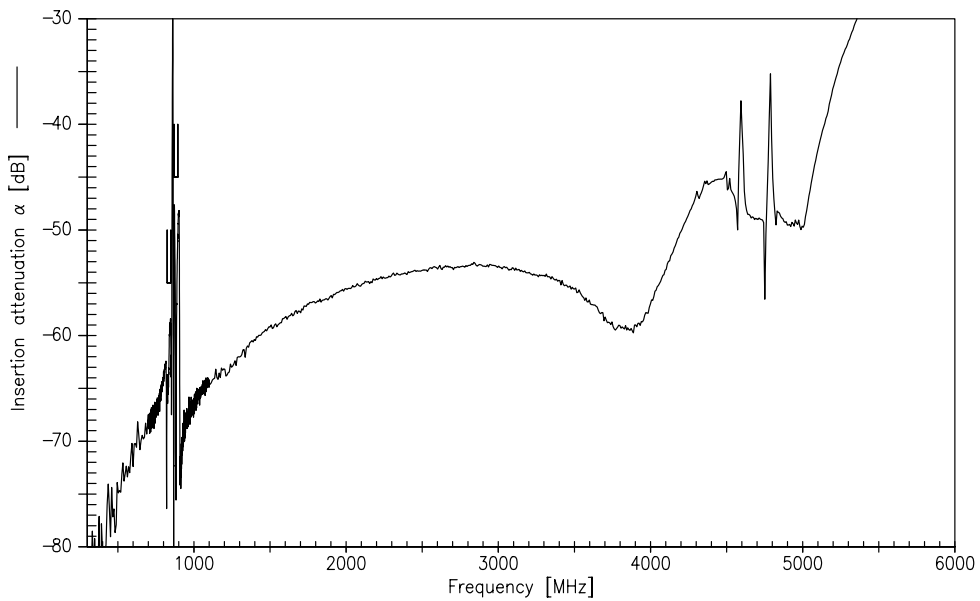
Data Sheet



Frequency Response TX-RX



Frequency Response TX-RX (wideband)



Please read *cautions and warnings and important notes* at the end of this document.

10 February 05, 2009

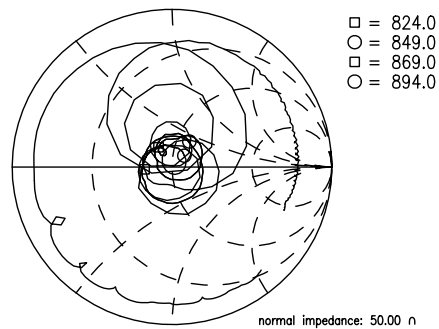
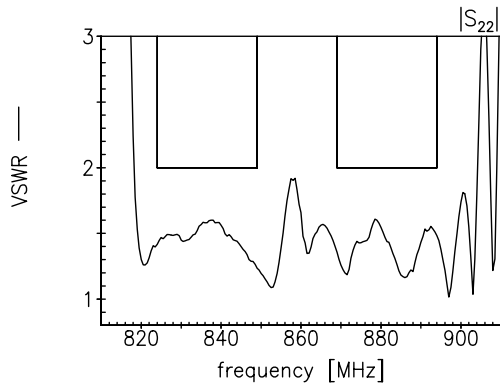
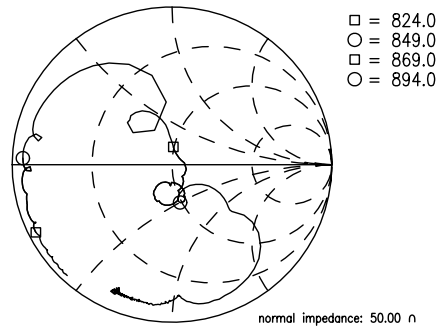
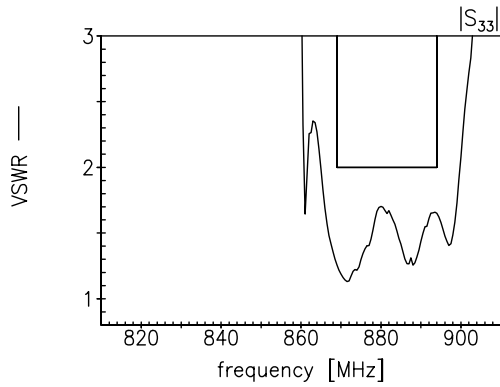
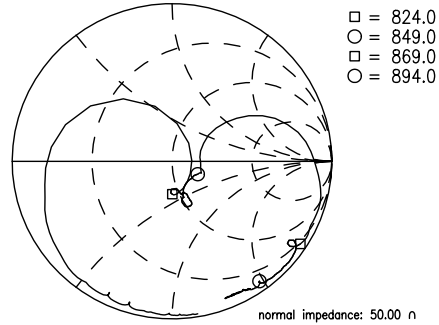
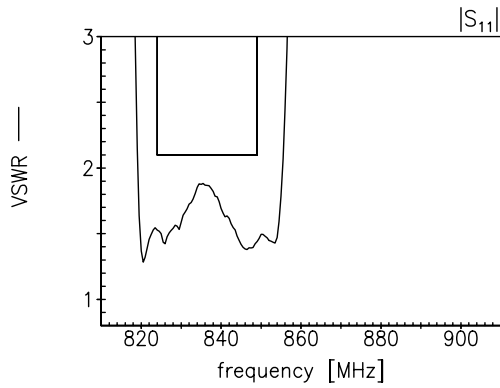


Return Loss

S₁₁ TX-port

S₂₂ ANT-port

S₃₃ RX-port



Please read *cautions and warnings and important notes* at the end of this document.

**SAW Components****B7670****SAW Duplexer****836.50 / 881.50 MHz**

Data Sheet

**References**

Type	B7670
Ordering code	B39881B7670A710
Marking and package	C61157-A3-A54
Packaging	F61074-V8153-Z000
Date codes	L_1126
S-parameters	B7670_NB.s3p B7670_WB.s3p See file header for port/pin assignment table.
Soldering profile	S_6001
RoHS compatible	defined as compatible with the following documents: "DIRECTIVE 2002/95/EC OF THE EUROPEAN PARLIAMENT AND OF THE COUNCIL of 27 January 2003 on the restriction of the use of certain hazardous substances in electrical and electronic equipment. 2005/618/EC from April 18th, 2005, amending Directive 2002/95/EC of the European Parliament and of the Council for the purposes of establishing the maximum concentration values for certain hazardous substances in electrical and electronic equipment."

For further information please contact your local EPCOS sales office or visit our webpage at www.epcos.com .

**Published by EPCOS AG
Surface Acoustic Wave Components Division
P.O. Box 80 17 09, 81617 Munich, GERMANY**

© EPCOS AG 2009. This brochure replaces the previous edition.

For questions on technology, prices and delivery please contact the Sales Offices of EPCOS AG or the international Representatives.

Due to technical requirements components may contain dangerous substances. For information on the type in question please also contact one of our Sales Offices.

Please read *cautions and warnings and important notes* at the end of this document.

12 February 05, 2009



Important notes

The following applies to all products named in this publication:

1. Some parts of this publication contain **statements about the suitability of our products for certain areas of application**. These statements are based on our knowledge of typical requirements that are often placed on our products in the areas of application concerned. We nevertheless expressly point out **that such statements cannot be regarded as binding statements about the suitability of our products for a particular customer application**. As a rule, EPCOS is either unfamiliar with individual customer applications or less familiar with them than the customers themselves. For these reasons, it is always ultimately incumbent on the customer to check and decide whether an EPCOS product with the properties described in the product specification is suitable for use in a particular customer application.
2. We also point out that **in individual cases, a malfunction of electronic components or failure before the end of their usual service life cannot be completely ruled out in the current state of the art, even if they are operated as specified**. In customer applications requiring a very high level of operational safety and especially in customer applications in which the malfunction or failure of an electronic component could endanger human life or health (e.g. in accident prevention or life-saving systems), it must therefore be ensured by means of suitable design of the customer application or other action taken by the customer (e.g. installation of protective circuitry or redundancy) that no injury or damage is sustained by third parties in the event of malfunction or failure of an electronic component.
3. **The warnings, cautions and product-specific notes must be observed.**
4. In order to satisfy certain technical requirements, **some of the products described in this publication may contain substances subject to restrictions in certain jurisdictions (e.g. because they are classed as hazardous)**. Useful information on this will be found in our Material Data Sheets on the Internet (www.epcos.com/material). Should you have any more detailed questions, please contact our sales offices.
5. We constantly strive to improve our products. Consequently, **the products described in this publication may change from time to time**. The same is true of the corresponding product specifications. Please check therefore to what extent product descriptions and specifications contained in this publication are still applicable before or when you place an order. We also **reserve the right to discontinue production and delivery of products**. Consequently, we cannot guarantee that all products named in this publication will always be available. The aforementioned does not apply in the case of individual agreements deviating from the foregoing for customer-specific products.
6. Unless otherwise agreed in individual contracts, **all orders are subject to the current version of the "General Terms of Delivery for Products and Services in the Electrical Industry" published by the German Electrical and Electronics Industry Association (ZVEI)**.
7. The trade names EPCOS, BAOKE, Alu-X, CeraDiode, CSSP, CTVS, DSSP, MiniBlue, MKK, MLSC, MotorCap, PCC, PhaseCap, PhaseMod, SIFERRIT, SIFI, SIKOREL, SilverCap, SIMDAD, SIMID, SineFormer, SIOV, SIP5D, SIP5K, ThermoFuse, WindCap are **trademarks registered or pending** in Europe and in other countries. Further information will be found on the Internet at www.epcos.com/trademarks.