




FEATURES:

- SUPER MINIATURE CASE
- SPECIAL SELECTIONS AVAILABLE
- LOW COST
- SUPERIOR LOT TO LOT CONSISTENCY
- HIGH RELIABILITY
- "C" BEND CONSTRUCTION PROVIDES STRAIN RELIEF WHEN MOUNTED ON PC BOARD
- GLASS PASSIVATED CHIP



**CMR1-02M
CMR1-04M
CMR1-06M
CMR1-10M**

**GENERAL PURPOSE RECTIFIER
1.0 AMP, 200 THRU 1,000 VOLTS**

SMA CASE

DESCRIPTION:

The CENTRAL SEMICONDUCTOR 1.0 Amp Surface Mount Silicon Rectifier is a high quality, well constructed, highly reliable component designed for use in all types of commercial, industrial, entertainment, computer, and automotive applications where small size is required. The SMA case occupies 30% less board space than the SMB case. To order devices on 12mm Tape and Reel (5000/13" Reel), add TR13 suffix to part number.

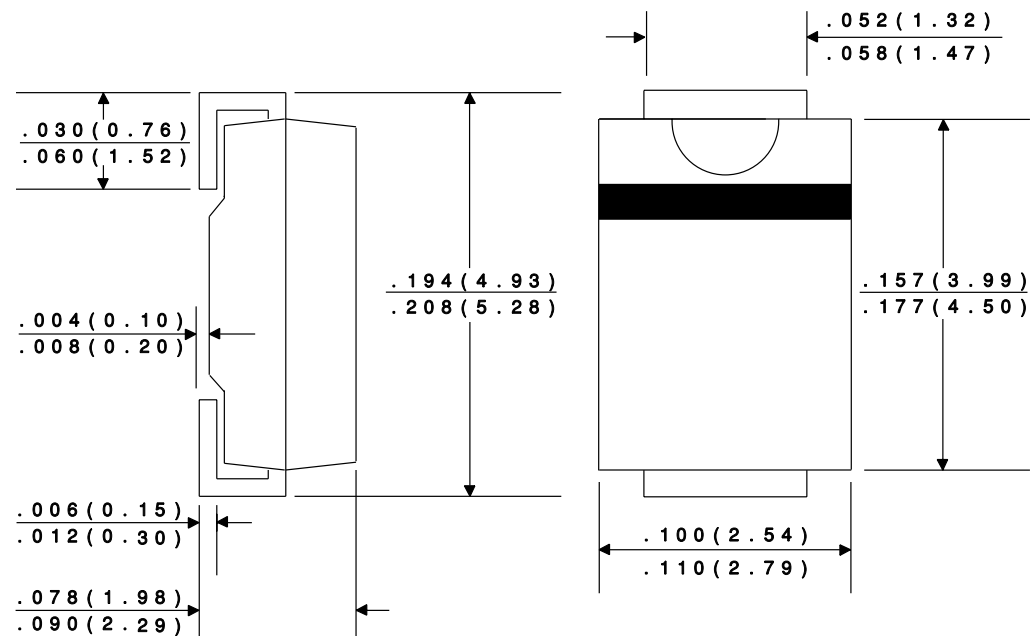
MAXIMUM RATINGS: ($T_A=25^\circ\text{C}$ unless otherwise noted)

	SYMBOL	CMR1-02M	CMR1-04M	CMR1-06M	CMR1-10M	UNITS
Peak Repetitive Reverse Voltage	V_{RRM}	200	400	600	1000	V
DC Blocking Voltage	V_R	200	400	600	1000	V
RMS Reverse Voltage	$V_{R(RMS)}$	140	280	420	700	V
Average Forward Current ($T_L=100^\circ\text{C}$)	I_O		1.0			A
Peak Forward Surge Current (8.3ms)	I_{FSM}		30			A
Operating and Storage						
Junction Temperature	T_J, T_{stg}		-65 to +150			$^\circ\text{C}$
Thermal Resistance	Θ_{JL}		30			$^\circ\text{C/W}$

ELECTRICAL CHARACTERISTICS: ($T_A=25^\circ\text{C}$ unless otherwise noted)

SYMBOL	TEST CONDITIONS	MIN	TYP	MAX	UNITS
V_F	$I_F=1.0\text{A}$			1.1	V
I_R	$V_R=\text{Rated } V_{RRM}$			5.0	μA
I_R	$V_R=\text{Rated } V_{RRM}, T_A=125^\circ\text{C}$			50	μA
C_J	$V_R=4.0\text{V}, f=1.0\text{MHz}$		8.0		pF

All dimensions in inches (mm).



DEVICE	MARKING CODE
CMR1-02M	C02M
CMR1-04M	C04M
CMR1-06M	C06M
CMR1-10M	C10M