

Fixed Frequency Synthesizer Surface Mount Module

Applications

- Satellite Communication
- Downconvertors
-

Application Notes

- AN-107: Manual Soldering Technique
- AN-205: Measuring Phase Noise for SFS Series

Performance Specifications

	Min	Typ	Max	Units
Frequency	4900		4900	MHz
Phase Noise @ 10 kHz offset (1 Hz BW)		-85		dBc/Hz
Harmonic Suppression (2nd)		-25		dBc
Spurious Suppression		-65		dBc
Power Output	-3	0	3	dBm
Load Impedance		50		Ω
Settling Time		.3		mS
Operating Temperature Range	-10		60	$^{\circ}\text{C}$
Package Style		PLL-V12N		

Power Supply Requirements

	Min	Typ	Max	Units
Supply Voltage 1: PLL (Vcc, nom)		3		Vdc
Supply Voltage 2: VCO (Vcc, nom)		5		Vdc
Supply Current 1: PLL (Icc, typ)		15		mA
Supply Current 2: VCO (Icc, typ)		33		mA

Reference Oscillator Signal

	Min	Typ	Max	Units
Frequency		10		MHz
Phase Noise @1 kHz offset		-145		dBc/Hz

Additional Notes

For Reference oscillator frequency of <20MHz, ensure SR>50V/us. See Analog Devices ADF4106 application note for more details. Pin 7, 8, and 9 are no-connect.

LFSuffix = RoHS Compliant. All specifications are subject to change without notice.

© Z-Communications, Inc. All Rights Reserved.

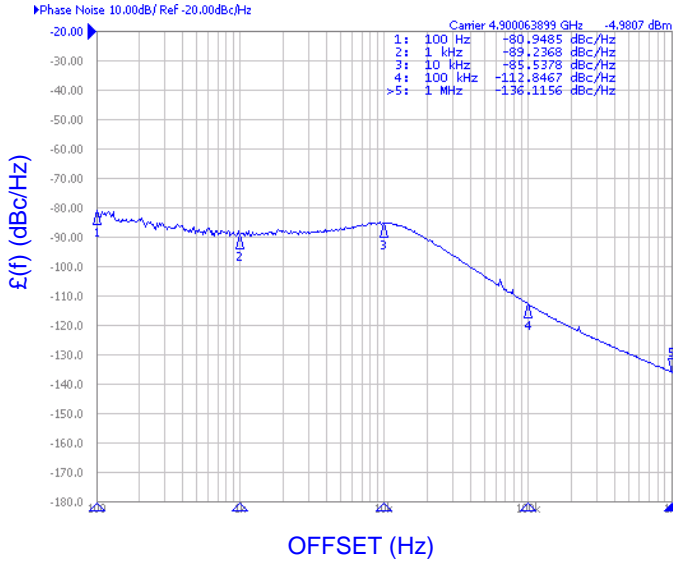
9939 Via Pasar | San Diego, CA 92126 | TEL: (858) 621-2700 | FAX: (858) 621-2722

URL: www.zcomm.com | EMAIL: applications@zcomm.com

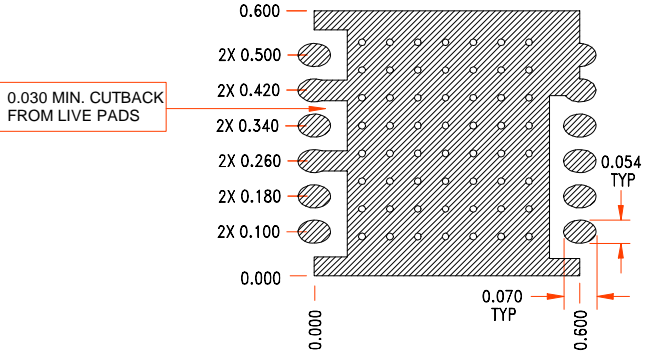
Phase Noise, typ.

Footprint

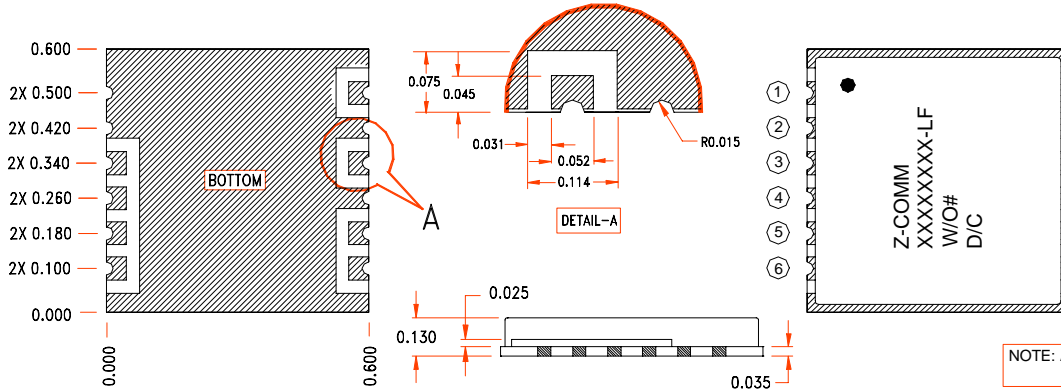
PHASE NOISE (1 Hz BW, typical)



RECOMMENDED FOOTPRINT
SEVERAL HOLES OF ϕ 0.015 ON GND. PLANE ARE RECOMMENDED FOR GOOD GROUNDING.



Physical Dimensions



PIN CONFIGURATION	
1	Vcc(VCO)
3	RF OUT
5	MUX OUT
6	Vcc(CHIP)
7	CLOCK
8	DATA
9	ENABLE
10	REF IN
REST	GROUND

LFSuffix = RoHS Compliant. All specifications are subject to change without notice.

© Z-Communications, Inc. All Rights Reserved.

URL: www.zcomm.com | EMAIL: applications@zcomm.com