

www.firecontrolinstruments.com

DESCRIPTION

The FC-73 Series Fire Alarm Control panel is a proven, versatile conventional zoned unit which meets the requirements of NFPA Standard 72 for Central Station, Protected Premises, Auxiliary, Remote and Proprietary Supervising Station Fire Alarm Systems. It is listed to UL Standard 864; inherently power limited, and has all necessary circuitry to meet the UL transient immunity requirements.

The system is housed in a heavy-duty steel enclosure finished in red, with panels displaying the status of vital functions. The surface mounted enclosure, with its slim appearance (4-inch depth), is designed to blend with any environment. The cabinet can house up to 7AH batteries while the system's power supply can maintain batteries of up to 33AH batteries (enclosed in the separately available BC-1R, 1100-0654).

The many features of the FC-73 provide a cost effective approach to system design, and allow a great degree of flexibility in one enclosure. The panel provides ten (10) Class "B" (Style B) or five (5) Class "A" (Style D) zones, expandable to twenty (20) Class "B" or ten (10) Class "A" zones with the addition of the ZDM-FC73 Module. The FC-73 also provides four (4) Class "B" (Style Y) or two (2) Class "A" (Style Z) notification appliance circuits.

Standard on all FC-73 control panels are a City Master Box output, Polarity Reversal signaling connections, and Integrated DACT. The combination of a conventional fire alarm control panel with a microprocessor design allows for programming of many unique features such as time limit cutoff, programmed verification, pre-alarm delay, and cross-zoning. Individual zones can be assigned specific outputs and zone types such as alarm, supervisory or waterflow. In addition, up to eight (8) selectable/programmable notification appliance circuit output patterns are available for alternate styles of warnings. Programming is achieved through the LCD-FC73 annunciator module or through the Field Configuration Program (FCP-73).

Supervision of vital components, modules, functional switches, and standby batteries is provided.

The integral Digital Alarm Communicator Transmitter supports all standard reporting formats including:

- 3/1, 1400 Hz
- 3/1, 2300 Hz
- SK 4/2, 1400 Hz
- SIA 8
- SIA 20
- Contact ID

Optional modules include an LCD remote annunciator, a zone expander module used to expand the system and a status display module which provides outputs and control functions for each zone as well as program access.

FEATURES

- **Individual Zone Disconnect Switches**
- **Supports up to six (6) Remote LCD Displays**
- **Supports up to six (6) Remote LED Annunciators**
- **Integral Digital Communicator Transmitter**
- **Expandable to Twenty (20) Class B or Ten (10) Class A Zones**
- **Field Programmable Configuration**
- **Eight (8) Selectable/Programmable Output Patterns Including Temporal Pattern Output per ANSI S3.41**
- **"Walk Test" Capability provided by the LCD-FC73 optional Remote Annunciator**
- **Programmable Alarm Verification and Cross-Zoning**
- **Four (4) Class B or Two (2) Class A Notification Appliance Circuits**
- **Six (6) Amp power Supply**
- **Three integral programmable relays**
- **Provides Municipal Circuit or Reverse Polarity output**
- **Reverse Polarity or Municipal Circuit output**


CONVENTIONAL FIRE ALARM CONTROL PANEL



An ISO 9001 Company

Specifications are provided for information only, and are not intended to be used for installation purposes and are believed to be accurate. However, no responsibility is assumed by Fire Control Instruments, Inc. for their use. Specifications subject to change without notice. © 2001 All Rights Reserved
9020-0523 Rev. B Page 1 of 4


BASIC FC-73 ASSEMBLY



OPTIONAL ACCESSORIES

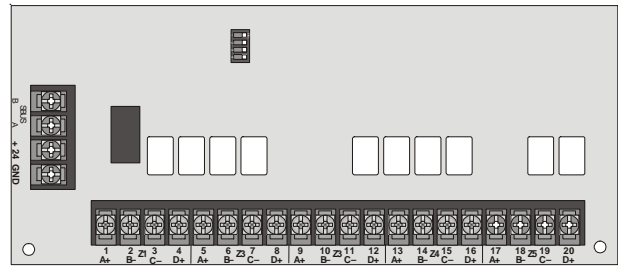
LCD-FC73

The LCD-FC73 supervised remote annunciator performs all system operations. It can be used for programming and provides access to the Walk Test feature and trouble and alarm information. The control panel can support up to six (6) annunciators. Total distance is up to 3000 feet away over two pair of two-conductor wire.



ZONE EXPANDER (ZDM-FC73)

The ZDM-FC73 Zone Expander provides the FC-73 with ten (10) additional Class "B" (Style B) or five (5) Class "A" (Style D) initiating circuits. Mounts in main cabinet or in FC-2190 Accessory Cabinet.

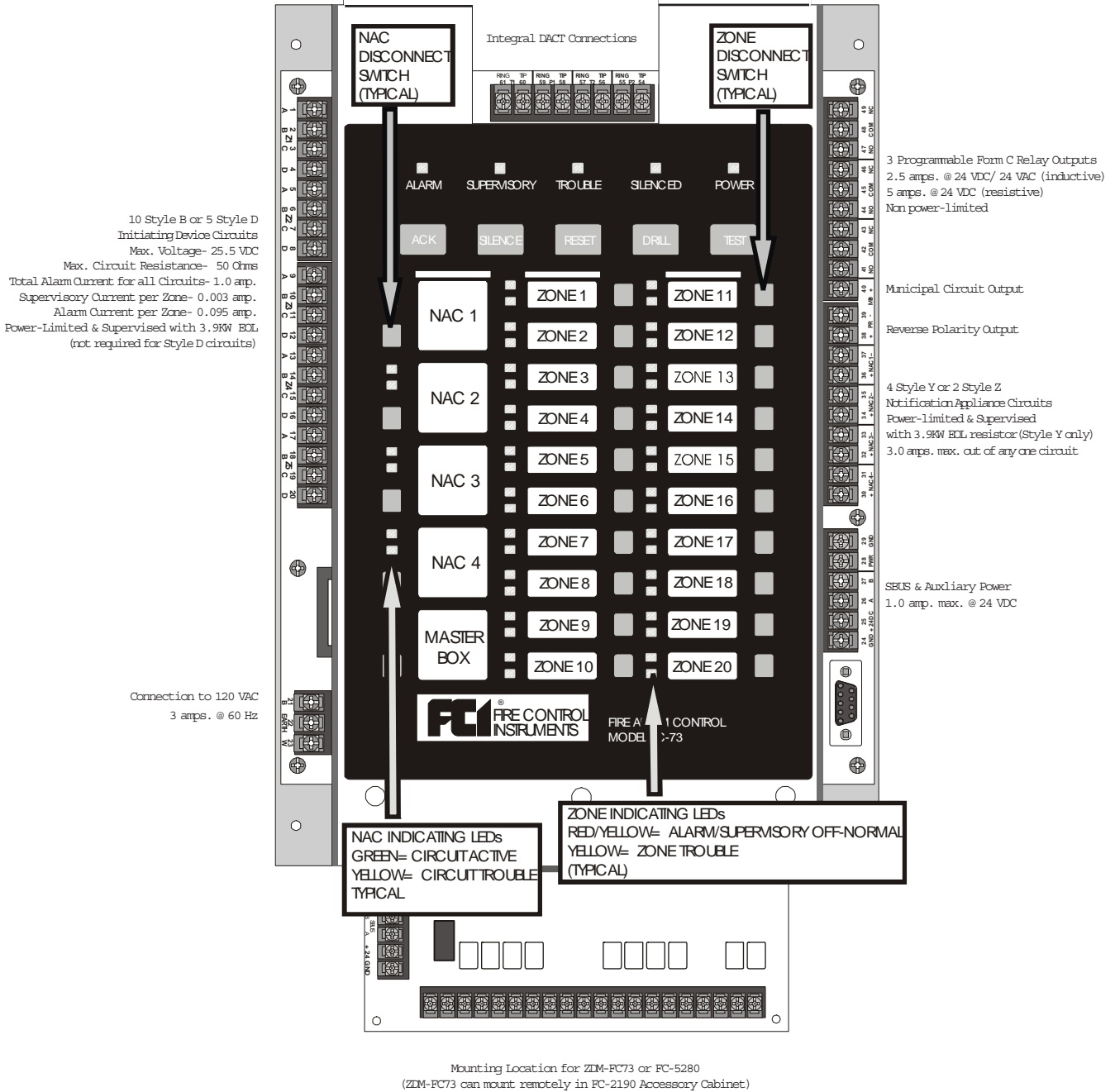


STATUS DISPLAY MODULE (FC-5280)

The FC-5280 Status Display Module provides outputs and control functions for remote annunciation of alarm, trouble, and supervisory indications for each zone. The system can supervise up to eight (8) modules. The FC-5280 has ten (10) outputs for alarm and ten (10) for trouble annunciation. These outputs are "active low" (become negative when activated). Each output can provide up to 0.100 amp current, with a total of 0.700 amp available. The module has four (4), Form "C" relays that can be wired to operate with any of the outputs. The FC-5280 can be used to interface with an LED annunciator. It can be programmed to indicate alarm and trouble status for Zones 1 - 10, 11 - 20, or system status outputs. The FC-5280 mounts inside the FC73 cabinet.



Specifications are provided for information only, and are not intended to be used for installation purposes, and are believed to be accurate. However, no responsibility is assumed by Fire Control Instruments, Inc. for their use. Specifications subject to change without notice.



Specifications are provided for information only, and are not intended to be used for installation purposes and are believed to be accurate. However, no responsibility is assumed by Fire Control Instruments, Inc. for their use. Specifications subject to change without notice.

© 2001 All Rights Reserved

FIRE CONTROL INSTRUMENTS

16 Southwest Park, Westwood MA 02090 USA • Tel: 781-471-3000 • Fax: 781-471-3099 • www.firecontrolinstruments.com



www.firecontrolinstruments.com

GENERAL SPECIFICATIONS

Primary AC Voltage	120 Vrms @ 60 Hz, 3A
Total DC Voltage output	6 A
Auxiliary Power output	27.4 VDC @ 1A
Smoke Detector output	27.4 VDC @ 1A
Battery Charging Voltage	27.4 VDC
Battery Charging Current	0.75A max. (33 A/H batteries max.)
Minimum Telephone input sensitivity	35 dB
Minimum Telephone line voltage	3 V
Low Battery Threshold	20.4 VDC
Low AC Brown-out Threshold	98 VAC
Dimensions	16" W x 26.4" H x 4" D (40.64 x 67.06 x 10.16 cm)
Shipping Weight	28 lbs.

ENVIRONMENTAL SPECIFICATIONS

Recommended Operating Temperature Range	60° to 80° F (15° to 27° C), 32° to 120° F max. (0° to 49° C)
Recommended Operating Humidity Range	not to exceed 85% @ 90°F (32° C), non-condensing

INITIATING DEVICE CIRCUIT SPECIFICATIONS

10 Style B (Class B) or 5 Style D (Class A) IDCs expandable to 20 Style B, 10 Style D withh addition of ZDM-FC73	25.6 VDC
Maximum Voltage	50 ohms
Maximum Circuit Resistance	1.0 amp.
Maximum Alarm Current for all Zones	0.003 amp.
Supervisory Current (per Zone)	0.095 amp.
Alarm Current (per Zone)	
Supervised & Power-Limited	

NOTIFICATION APPLIANCE CIRCUIT SPECIFICATIONS

4 Style Y (Class B) or 2 Style Z (Class A) NACs rated 3.0 amp. each
 (Note: total current draw from NACS, smoke detector power, auxiliary power and main Control Panel not to exceed 6.0 amp.)
 Supervised & Power-Limited

APPROVALS

U.L. (Std 864)	S1869
C.S.F.M.	Pending

ORDERING INFORMATION

Part No.	Model	Description
150-00013	FC73-PCB	FC-73 Main Board
150-00014	FC-73	Fire Alarm Control Panel
150-00015	ZDM-FC73	Zone Expander Module
150-00016	LCD-FC73	Remote Annunciator
150-00018	FC-5280	Status Display Module
150-00023	FC-2190	Accessory Cabinet

Specifications are provided for information only, and are not intended to be used for installation purposes and are believed to be accurate.
 However, no responsibility is assumed by Fire Control Instruments, Inc. for their use. Specifications subject to change without notice.

©2001 All Rights Reserved

FIRE CONTROL INSTRUMENTS

16 Southwest Park, Westwood MA 02090 USA • Tel: 781-471-3000 • Fax: 781-471-3099 • www.firecontrolinstruments.com