

Fuse Clips



Material

Brass (65Cu/35Zn), 0.020 inch thick, full hard temper

Plating

Bright tin (150 microinch, minimum), over nickel barrier plate

Solderability

Per Mil-Std-202F, Method 208

Torque

Minimum 1.0 in.-oz. to twist a fuse in a single clip

Extraction

Minimum 2 lbs. to extract a fuse from a single clip

Marking

"bel" die stamped on 1 side

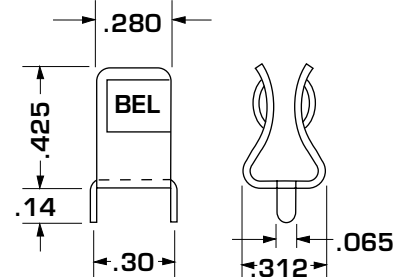
Ampere Rating

FC-101, -102 -up to 15A. FC-201, -211 -up to 10A

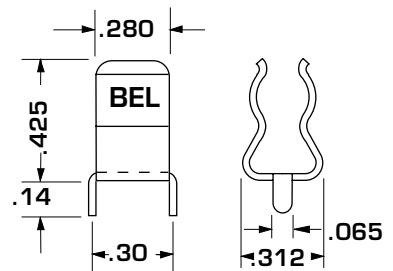
NOTE - suitability at higher currents is dependent on fuse type, circuit conditions, AND PC board design (track width/thickness, means to solder clip legs, etc). Each combination of clip, fuse, PC board and operating condition needs to be evaluated

For 1/4 inch (6.35mm) Diameter Fuses

TYPE FC-101
PC Board Mount
[Ear Stops]

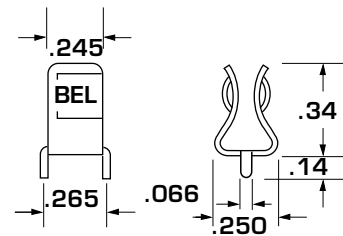


TYPE FC-102
PC Board Mount
[Earless]

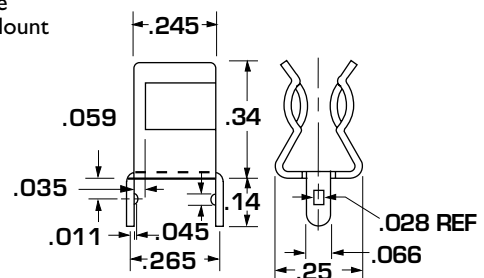


For 5mm Diameter Fuses

TYPE FC-201
5mm Clip
PC Board Mount
[Ear Stops]



TYPE FC211
Locking Type
PC Board Mount
[Ear Stops]



The Type FC-211 Locking Clip is designed for 5 mm diameter fuses, for use in 0.062 inch thick printed circuit boards. The legs have tabs which "lock" into the board and prevent "floating" of the clip during wave solder. This design also allows elimination of the "clinch" operation on the underside of the board.

Specifications subject to change without notice