



# Flyback Transformer

For National Semiconductor  
LM5001 Switch Mode Regulator



The FA2636-AL surface mount flyback transformer was developed specifically for the National Semiconductor LM5001 High Voltage Switch Mode regulator for isolated and non-isolated flyback topologies.

It is designed to operate in continuous mode at 250 kHz with an input voltage of 16 – 36 Volts. This industry-standard size EP13 transformer features 1500 Vrms isolation from the primary and auxiliary winding to the secondary. Output of the auxiliary winding is 7.5 V used to power the IC.

Coilcraft can also custom design transformers with voltage, inductance and DCR values to meet your specific requirements.

For free evaluation samples, contact Coilcraft or order them on-line at [www.coilcraft.com](http://www.coilcraft.com).

Part number <sup>1</sup>	Inductance at 0 A <sup>2</sup> ±10% (μH)	Inductance at I <sub>pk</sub> <sup>3</sup> min (μH)	DCR max (Ohms) <sup>4</sup>			Leakage inductance max (μH) <sup>5</sup>	Turns ratio <sup>6</sup>		I <sub>pk</sub> <sup>3</sup> (A)	Output
			pri	bias	sec		pri : sec	pri : aux		
FA2636-AL_	160	144	0.225	0.340	0.078	1.60	8 : 2	8 : 3	1.0	5.0 V, 1.0 A

1. When ordering, please specify **packaging** code:

**FA2636-AL D**

**Packaging:** **D** = 13" machine-ready reel. EIA-481 embossed plastic tape (175 parts per full reel).

**B** = Less than full reel. In tape, but not machine ready. To have a leader and trailer added (\$25 charge), use code letter D instead.

2. Inductance is for the primary, measured at 250 kHz, 0.2 Vrms, 0 Adc.

3. I<sub>pk</sub> is peak primary current drawn at minimum input voltage.

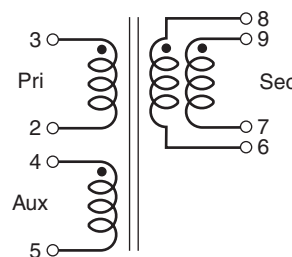
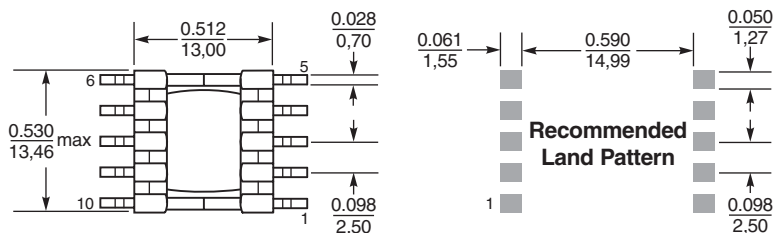
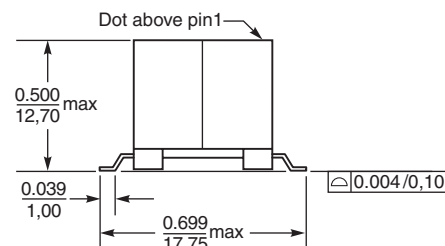
4. DCR for the secondary is per winding.

5. Leakage inductance measured between pins 3 and 2 with all other pins shorted.

6. Turns ratio is with the secondary windings connected in parallel.

7. Operating temperature range -40°C to +85°C.

8. Electrical specifications at 25°C.



Secondary windings to be connected in parallel on the PC board.

**Weight:** 6.28 g

**Terminations:** Tin-silver over tin over nickel over phos bronze

**Tape and reel:** 175/13" reel 32 mm tape width

**Coilcraft**®

Specifications subject to change without notice.  
Please check our website for latest information.

Document 594 Revised 09/03/08

1102 Silver Lake Road Cary, Illinois 60013 Phone 847/639-6400 Fax 847/639-1469

E-mail [info@coilcraft.com](mailto:info@coilcraft.com) Web <http://www.coilcraft.com>