

Features

Regulated Converters

- 2:1 Wide Range Voltage Input
- 1kVDC, 2kVDC & 3kVDC Isolation
- UL94V-0 Package Material
- Continuous Short Circuit Protection with Current Foldback
- Low Noise
- No External Capacitor needed
- Efficiency to 83%

ECONOLINE

DC/DC-Converter

RS Series

Selection Guide 5V, 12V, 24V and 48V Input Types

Part Number	Input Voltage Range	Rated Output Voltage	Output Current Full Load	Efficiency typ.	Capacitive Load max.
	(VDC)	(VDC)	(mA)	(%)	μF
SIP8					
RS-053.3 (H2/H3)	4.5 - 9	3.3	500	68	1000
RS-0505 (H2/H3)	4.5 - 9	5	400	73	1000
RS-0509 (H2/H3)	4.5 - 9	9	222	74	470
RS-0512 (H2/H3)	4.5 - 9	12	166	75	220
RS-0515 (H2/H3)	4.5 - 9	15	134	75	100
RS-123.3 (H2/H3)	9 - 18	3.3	500	69	1000
RS-1205 (H2/H3)	9 - 18	5	400	75	1000
RS-1209 (H2/H3)	9 - 18	9	222	78	470
RS-1212 (H2/H3)	9 - 18	12	166	80	220
RS-1215 (H2/H3)	9 - 18	15	134	80	100
RS-243.3 (H2/H3)	18 - 36	3.3	500	70	1000
RS-2405 (H2/H3)	18 - 36	5	400	78	1000
RS-2409 (H2/H3)	18 - 36	9	222	81	470
RS-2412 (H2/H3)	18 - 36	12	166	83	220
RS-2415 (H2/H3)	18 - 36	15	134	83	100
RS-483.3 (H2/H3)	36 - 72	3.3	500	73	1000
RS-4805 (H2/H3)	36 - 72	5	400	78	1000
RS-4809 (H2/H3)	36 - 72	9	222	81	470
RS-4812 (H2/H3)	36 - 72	12	166	83	220
RS-4815 (H2/H3)	36 - 72	15	134	83	100
RS-053.3D (H2/H3)	4.5 - 9	±3.3	±250	68	±470
RS-0505D (H2/H3)	4.5 - 9	±5	±200	73	±470
RS-0509D (H2/H3)	4.5 - 9	±9	±111	74	±220
RS-0512D (H2/H3)	4.5 - 9	±12	±83	75	±100
RS-0515D (H2/H3)	4.5 - 9	±15	±67	75	±47
RS-123.3D (H2/H3)	9 - 18	±3.3	±250	69	±470
RS-1205D (H2/H3)	9 - 18	±5	±200	75	±470
RS-1209D (H2/H3)	9 - 18	±9	±111	78	±220
RS-1212D (H2/H3)	9 - 18	±12	±83	80	±100
RS-1215D (H2/H3)	9 - 18	±15	±67	80	±47
RS-243.3D (H2/H3)	18 - 36	±3.3	±250	70	±470
RS-2405D (H2/H3)	18 - 36	±5	±200	78	±470
RS-2409D (H2/H3)	18 - 36	±9	±111	81	±220
RS-2412D (H2/H3)	18 - 36	±12	±83	83	±100
RS-2415D (H2/H3)	18 - 36	±15	±67	83	±47
RS-483.3D (H2/H3)	36 - 72	±3.3	±250	73	±470
RS-4805D (H2/H3)	36 - 72	±5	±200	78	±470
RS-4809D (H2/H3)	36 - 72	±9	±111	81	±220
RS-4812D (H2/H3)	36 - 72	±12	±83	83	±100
RS-4815D (H2/H3)	36 - 72	±15	±67	83	±47

2 Watt SIP8 Isolated Single & Dual Output



RECOM

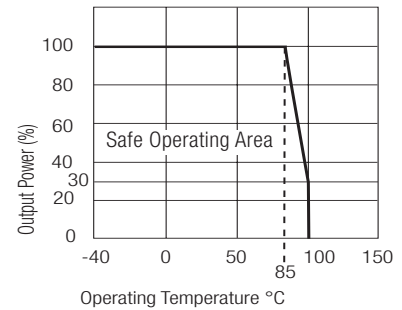
Description

High power-density covering the temperature range -40°C to +85°C, offering extra features like Remote-On-Off-function and Output-Filtering via 1 external capacitor only, are just some of the characteristics of this converter, ideal for highly sophisticated industrial-designs. The RS series is available with isolation of 2kV or 3kV by choosing option "/H2" or "/H3".

Electrical Specifications (measured at $T_A = 25^\circ\text{C}$, at nominal input voltage and rated output current unless otherwise specified)

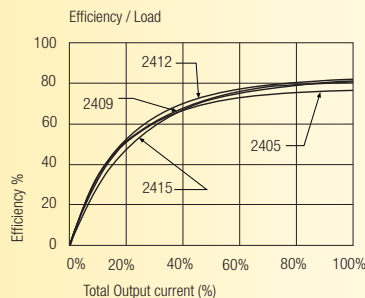
Input Voltage Range	2:1		
Output Accuracy	Single output	±1%	
	Dual output	±2%	
Line Voltage Regulation	Single output	±0.2% max.	
	Dual output	±0.5% max.	
Load Voltage Regulation (25% to 100% full load)	Single & Dual output	±0.5% typ.	
Output Ripple and Noise (20MHz limited)	50mVp-p max.		
Switching Frequency (at full Load)	Single output	85kHz min.	
	Dual output	100kHz min. / 700kHz max.	
Efficiency at Full Load	70% min. / 80% typ.		
No Load Power Consumption	50mW min. / 139mW typ. / 250mW max.		
Isolation Voltage	(tested for 1 second)	1.000VDC min.	
	H2	2000VDC min.	
	H3	3000VDC min.	
Rated Working Voltage	(long term isolation)	see Application Notes	
Isolation Capacitance (1000V version)	Single	10pF min. / 40pF typ. / 60pF max.	
Isolation Capacitance (H2 and H3)	Single	5pF min. / 30pF typ. / 60pF max.	
Isolation Capacitance (1000V version)	Dual	120pF min. / 170pF typ. / 250pF max.	
Isolation Capacitance (H2 and H3)	Dual	5pF min. / 30pF typ. / 60pF max.	
Isolation Resistance	1GΩ min.		
Short Circuit Protection	Continuous		
Operating Temperature Range	-40°C to +85°C		
Storage Temperature Range	Single output	-50°C to +125°C	
	Dual output	-55°C to +105°C	
Relative Humidity	MSL Level 1	95% RH	
Package Weight	4.8g		
MTBF (+25°C)	} Detailed Information see Application Notes chapter "MTBF"	using MIL-HDBK 217F	1398 x 10 ³ hours
(+85°C)		using MIL-HDBK 217F	210 x 10 ³ hours

Derating-Graph
(Ambient Temperature)

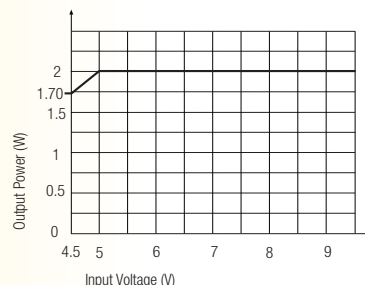


Typical Characteristics

RS-24xx

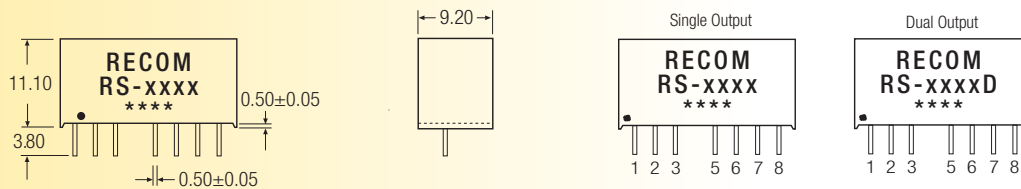


RS-types

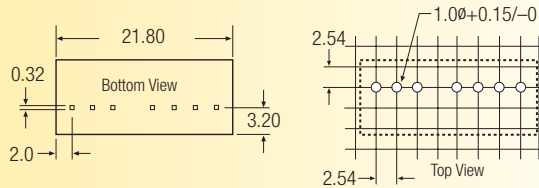


Package Style and Pinning (mm)

8 PIN SIP Package



Recommended Footprint Details



Pin Connections

Pin #	Single	Dual
1	-Vin	-Vin
2	+Vin	+Vin
3	CTRL	CTRL
5	NC	NC
6	+Vout	+Vout
7	-Vout	Com
8	CS Optional external capacitor	-Vout

NC = No Connection
XX.X ± 0.5 mm
XX.XX ± 0.25 mm

Pin 8 (Cs)

This pin provides a connection point to the main reservoir capacitor. Additional capacitance can be added from this to pin 7. Any low ESR capacitor will improve ripple and noise in some measure. The benefit of this access point over simple additional output capacitance is that it precedes the output filter inductor. Maximum values of external capacitance will depend on the output voltage/loading of the converter and the desired ripple figure. Starting values can be in the range of 100uF. This pin is available only for the RS-xxxx, dual output series do not have this Cs Pin.

Control Pin Input Current: 10mA

Voltage Set Point Accuracy with external input/output capacitors refer to recommended test circuit: typ. ± 1% max. ±2%

Control Pin (CTRL) Input Current, control voltage applied via 1K resistor, output voltage must reduce to 0V: typ. 3mA max. 6mA

Pin 3 (CTRL)

This pin provides an Off function which puts the converter into a low power mode. When the pin is 'high' the converter is OFF and when the pin is high 'Z' the converter is ON. There is no allowed low state for this pin. Voltage to be applied via a limiting resistor with a recommended value of 1K for RS-05xx; 3.3K for RS-12xx; RS-24xx and 10K for RS-48xx).

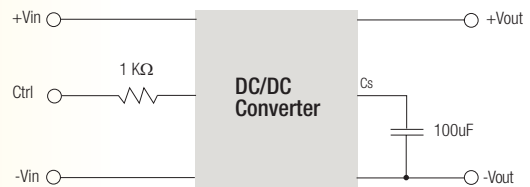
Pin 5 (NE)

This pin is used internally and must have no external connection.

Application circuit

Remote ON/OFF

- ON: open or high impedance.
- OFF: 3---6mA input current applied Via 1KΩ resistor (OFF stand by current 10mA max.)



Lin	RS- types	4.7uH ~ 100uH
Cout	RS- types	22uF ~ 100uF/25V

