



TAYCHIPST

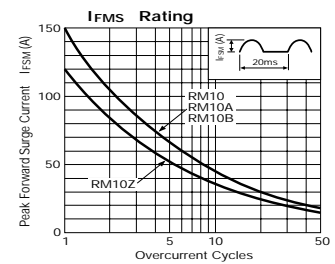
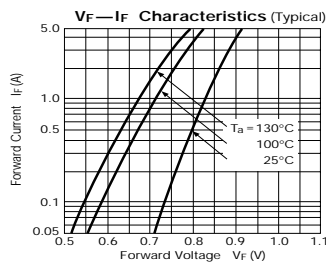
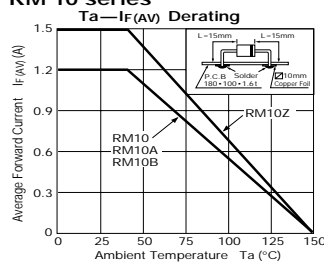
Rectifier Diodes

RM 10/RM 2/RO 2 series

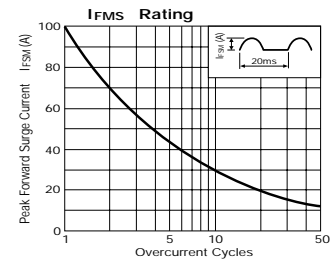
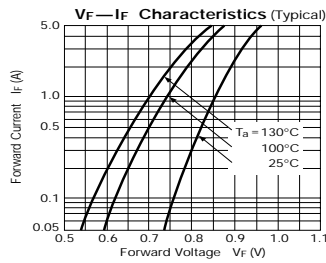
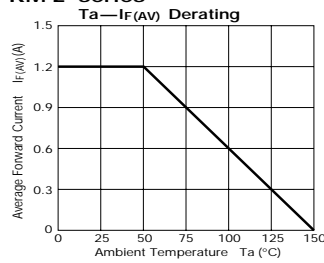
200V-600V 1.2A-2.0A

Parameter Type No.	Absolute Maximum Ratings				Electrical Characteristics (Ta=25°C)				Others		
	V _{RM} (V)	I _{F(AV)} (A)	I _{FSM} (A)	T _J (°C)	V _F (V)	I _R (μA)	I _s (μA)	R _{th(j-ℓ)} (°C/W)	Mass (g)	Fig.	
			50Hz Half-cycle Sinewave Single Shot	T _{stg} (°C)							max
RM 10Z	200	1.5	120	-40 to +150	0.91	1.5	10	50	15	0.4	Ⓐ
RM 10	400	1.2	150								
RM 10A	600										
RM 10B	800										
RM 2Z	200	1.2	100	-40 to +150	0.91	1.5	10	50	12	0.6	Ⓑ
RM 2	400										
RM 2A	600										
RM 2B	800										
RM 2C	1000	1.2	80	-40 to +150	0.92	1.5	10	50	12	0.61	Ⓑ
RO 2Z	200										
RO 2	400										
RO 2A	600										
RO 2B	800										
RO 2C	1000										

RM 10 series



RM 2 series



RO 2 series

