

TMX W310

SAW Passband Filter – MOBILE COMMUNICATION – IF
Preliminary Specification (Rev-1)

- Technical overviewP01
- Matching Network for 50Ω / 50Ω ConfigurationP01
- Typical Response (Measurement)P02
- Package DrawingP02

TMX W310

SAW Passband Filter - MOBILE COMMUNICATION - IF
 Preliminary Specification (Rev 1)

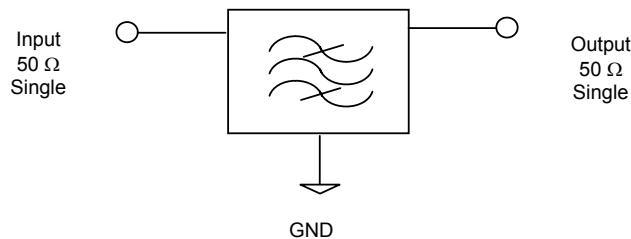
May 10th, 2005

Electrical Parameters	Unit	Minimum	Typical ⁽¹⁾	Maximum
Source Impedance (single ended)	Ω	-	50 ⁽²⁾	-
Load Impedance (single ended)	Ω	-	50 ⁽²⁾	-
Center Frequency fo	MHz	-	2140	-
Absolute Attenuation				
DC to 500 MHz	dB	21	33	-
500 MHz to 1900 MHz	dB	20	28	-
1900 MHz to 2050 MHz	dB	25	30	-
2215 MHz to 2300 MHz	dB	20	32	-
2300 MHz to 4500 MHz	dB	25	32	-
Insertion Loss within 2110 MHz ~ 2170 MHz	dB	-	2.1	3.5
VSWR within 2110 MHz ~ 2170 MHz		-	1.9	2.2
Ripple within 2110 MHz ~ 2170 MHz	dB	-	0.6	2.0
Package type & size				
Length x Width	mm ²	-	3.0 x 3.0	-
Height	mm	-	1.0	1.2
Pin Out				
Input	B	Output	E	
Case Ground	A, C, D, F	To Be Grounded	A, C, D, F	

Notes :

- (1) Typical values are nominal performances at room temperature
- (2) No external matching circuit is required

50 Ω / 50 Ω CONFIGURATION



Maximum Ratings

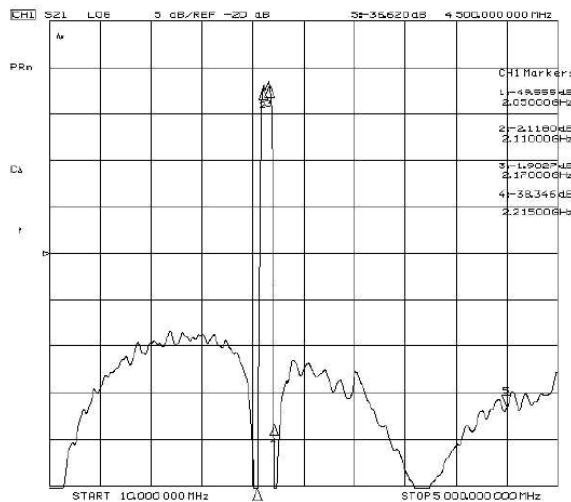
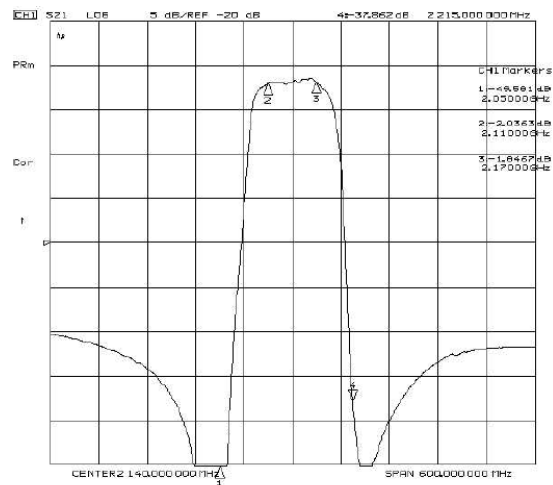
Rating	Unit	Value
Operating Temperature Range	-30 to +80	°C
Storage Temperature Range	-40 to +85	°C
DC permissive Voltage	0	V
Maximum RF Power	13	dBm

TMX W310

SAW Passband Filter - MOBILE COMMUNICATION - IF
 Preliminary Specification (Rev 1)

May 10th, 2005

TYPICAL S21 RESPONSE



PACKAGE DRAWING

