

Coaxial

Power Splitter/Combiner

2 Way-0° 50Ω 2000 to 10000 MHz

ZFSC-2-10G+
ZFSC-2-10G



CASE STYLE: JJJ142

Connectors	Model	Price	Qty.
SMA	ZFSC-2-10G-S(+)	\$69.95	(1-9)

+ RoHS compliant in accordance with EU Directive (2002/95/EC)

The +Suffix identifies RoHS Compliance. See our web site for RoHS Compliance methodologies and qualifications.

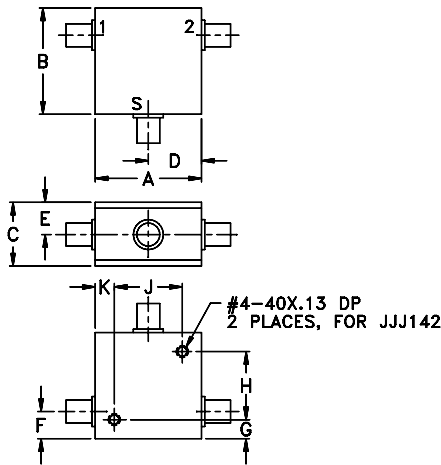
Maximum Ratings

Operating Temperature	-55°C to 100°C
Storage Temperature	-55°C to 100°C
Power Input (as a splitter)	1W max.
Internal Dissipation	0.125W max.

Coaxial Connections

SUMPORT	S
PORT 1	1
PORT 2	2

Outline Drawing



Outline Dimensions (inch/mm)

A	B	C	D	E	F				
1.25	1.25	.75	.63	.38	.32				
31.75	31.75	19.05	16.00	9.65	8.13				
G	H	J	K			wt			
.23	.800	.800	.23			grams			
5.84	20.32	20.32	5.84			70.0			

Features

- very wideband, 2000 to 10000 MHz
- low insertion loss, 0.5 dB typ.
- excellent amplitude unbalance, 0.1 dB typ.
- rugged shielded case

Applications

- instrumentation
- satellite communications
- defense communications

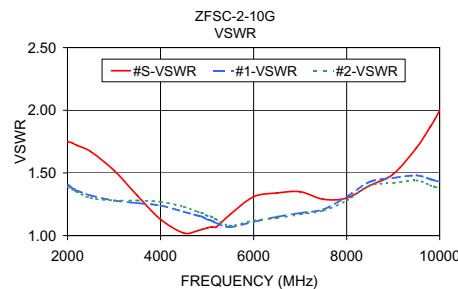
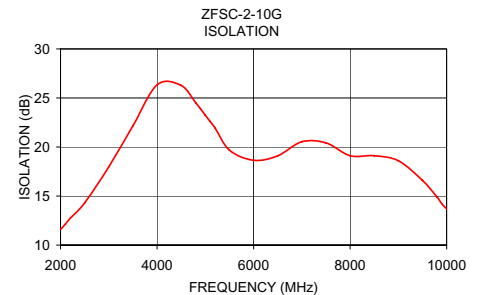
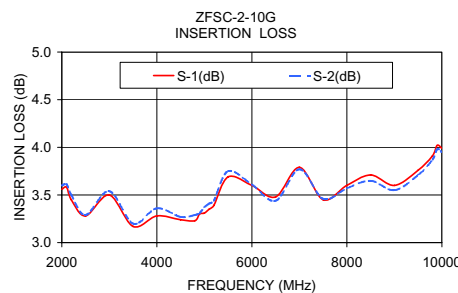
Splitter Electrical Specifications

FREQ. RANGE (MHz)	ISOLATION (dB)				INSERTION LOSS (dB) ABOVE 3.0 dB				PHASE UNBALANCE (Degrees)		AMPLITUDE UNBALANCE (dB)	
	L		U		L		U		L	U	L	U
	Typ.	Min.	Typ.	Min.	Typ.	Max.	Typ.	Max.	Max.	Max.	Max.	Max.
2000-10000	15	9	20	12	0.5	1.5	0.6	1.6	7	12	0.6	0.5

L = f_L to 6 GHz U = 6 GHz to f_U

Typical Performance Data

Frequency (MHz)	Insertion Loss (dB)		Amplitude Unbalance (dB)	Isolation (dB)	Phase Unbalance (deg.)	VSWR S	VSWR 1	VSWR 2
	S-1	S-2						
2000	3.56	3.60	0.04	11.59	0.17	1.75	1.41	1.39
2100	3.58	3.61	0.02	12.13	0.26	1.74	1.38	1.37
2500	3.28	3.29	0.02	14.31	0.59	1.67	1.32	1.30
3000	3.50	3.54	0.04	17.98	0.45	1.52	1.28	1.28
4000	3.28	3.36	0.08	26.34	0.77	1.13	1.24	1.27
4800	3.23	3.29	0.06	24.52	0.92	1.04	1.16	1.19
5000	3.31	3.37	0.05	23.24	0.78	1.06	1.13	1.16
5500	3.69	3.75	0.06	19.67	1.04	1.17	1.07	1.08
6000	3.60	3.61	0.01	18.65	0.66	1.31	1.11	1.12
7000	3.79	3.77	0.03	20.54	1.11	1.35	1.18	1.17
8000	3.60	3.57	0.03	19.11	0.90	1.30	1.31	1.28
9000	3.60	3.55	0.05	18.60	1.30	1.49	1.46	1.42
9800	3.91	3.87	0.04	14.90	1.69	1.87	1.45	1.40
9900	4.02	3.98	0.04	14.21	1.30	1.93	1.44	1.39
10000	3.99	3.95	0.04	13.68	1.70	2.00	1.43	1.38



electrical schematic



Mini-Circuits

INTERNET <http://www.minicircuits.com>

P.O. Box 350166, Brooklyn, New York 11235-0003 (718) 934-4500 Fax (718) 332-4661

Distribution Centers NORTH AMERICA 800-654-7949 • 417-335-5935 • Fax 417-335-5945 • EUROPE 44-1252-832600 • Fax 44-1252-837010

Mini-Circuits ISO 9001 & ISO 14001 Certified

REV. A
M107161
ZFSC-2-10G
HY/TD/CP
060901