



# TMX AT01

SAW Bandpass Filter – DVB-C - RF  
Preliminary Specification (Rev 2)

---

▣ Features.....	P01
▣ Package Drawing & Pin out.....	P01
▣ Technical Characteristics .....	P02
▣ Matching Network .....	P02
▣ Nominal Response.....	P03
▣ Maximum Ratings.....	P04
▣ Marking & Packaging .....	P04

# TMX AT01

## SAW Bandpass Filter – DVB-C - RF

Preliminary Specification (Rev.2)- RF

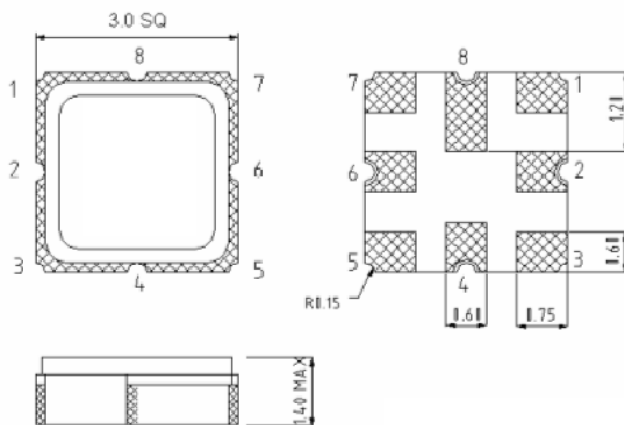
February 16<sup>th</sup>, 2006

### Features

- ❑ RFSAW Filter for DVB-C
- ❑ 1220 MHz Center Frequency
- ❑ 8 MHz useable Passband
- ❑ 200 Ohms Balance Configuration
- ❑ Ceramic package for Surface Mounted Technology

### Package Drawing & Pin out

The product is in conformance with the European RoHs Regulation 2002/95.



#### Pin Configuration

Input	1
Input return	2
Output	5
Output return	6
To be ground	3, 4, 7, 8

# TMX AT01

## SAW Bandpass Filter – DVB-C - RF

Preliminary Specification (Rev.2)- RF

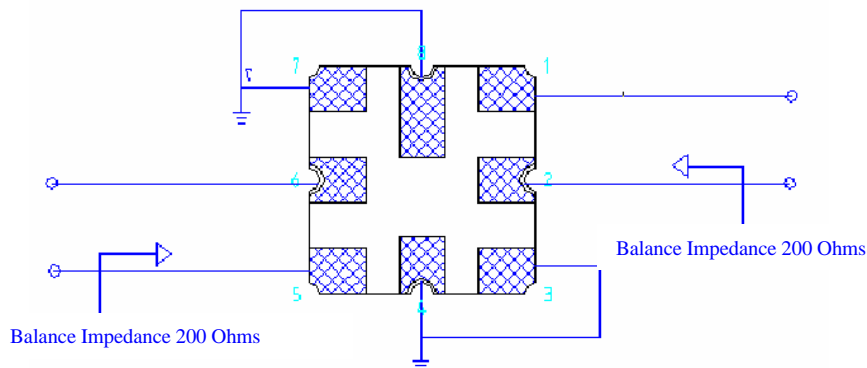
February 16<sup>th</sup>, 2006

### Technical Characteristics

Reference Temperature : +25°C

Electrical Parameters	Unit	Minimum	Typical <sup>(1)</sup>	Maximum
Source Impedance (balance)	Ohms	-	200	-
Load Impedance (balance)	Ohms	-	200	-
Center Frequency $f_c$	MHz	-	1220	-
Bandwidth	MHz	8	34	-
<b>Absolute Attenuation</b>				
500 MHz to 1125 MHz	dB	50	60	-
1125 MHz to 1141 MHz	dB	46	53	-
1141 MHz to 1155 MHz	dB	48	55	-
at 1132 MHz	dB	50	65	-
at 1176 MHz	dB	50	55	-
at 1184 MHz	dB	46	62	-
1290 MHz to 2000 MHz	dB	50	61	-
Insertion Loss within 1216 MHz ~ 1224 MHz	dB	-	3.7	4.8
Ripple within 1216 MHz ~ 1224 MHz	dB	-	0.8	1.5
Group Delay (p-p) within 1216 MHz ~ 1224 MHz	ns	-	40	-

### Matching Network



# TMX AT01

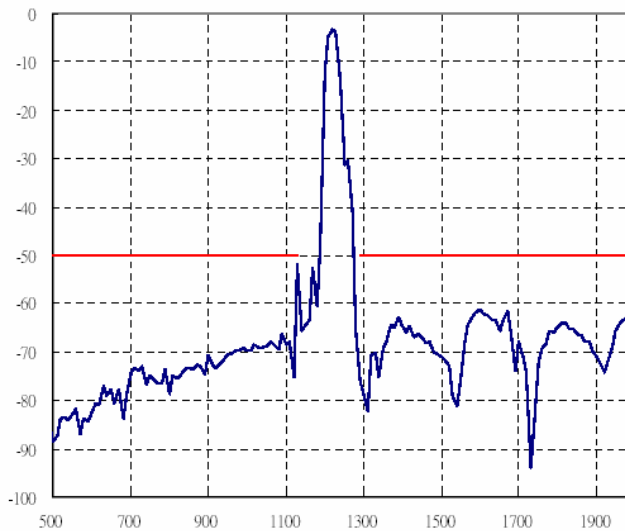
## SAW Bandpass Filter – DVB-C - RF

Preliminary Specification (Rev.2)- RF

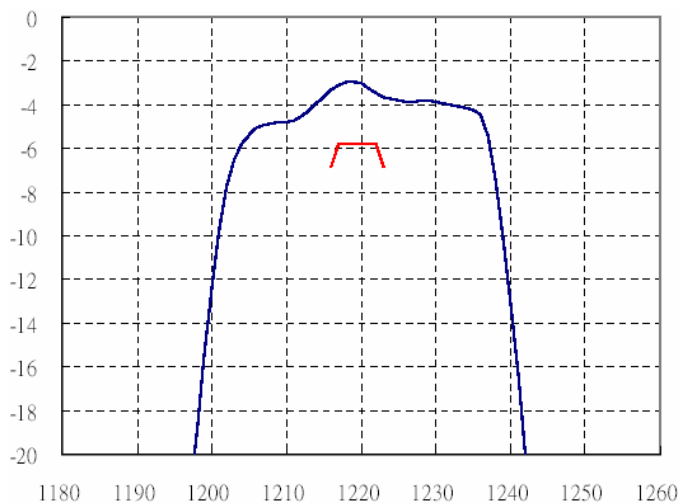
February 16<sup>th</sup>, 2006

### Nominal Frequency Response

Frequency Response



Frequency Response



# TMX AT01

## SAW Bandpass Filter – DVB-C - RF

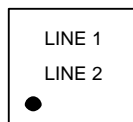
Preliminary Specification (Rev.2)- RF

February 16<sup>th</sup>, 2006

### Maximum Ratings

Storage Temperature Range	°C	[-40°C ; +85°C]
Operable temperature Range	°C	[-40°C ; +85°C]

### Marking

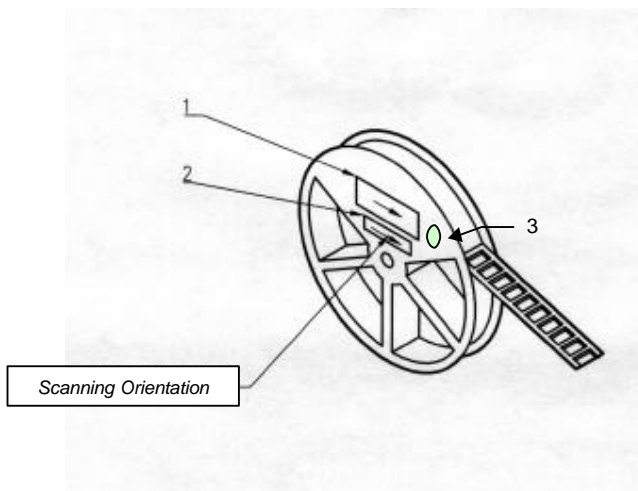


Line 1: "NNNN" is the reference to Temex Part number with only the last 4 digits

Line 2: RYWWZZ is the date code as:

- R: Partner identifier.
- Y: last digit of the year.
- WW: number of week in the year
- ZZ: Lot number in the week (from AA to ZZ).

### Packaging



- 1 – Temex Label
- 2 – ESD Prevention Label
- 3 – Pb Free Label