

PRECISION THIN FILM SIP NETWORKS




RESISTORS • CAPACITORS • COILS • DELAY LINES

CP SERIES



Term. W is
RoHS
compliant
& 260°C
compatible

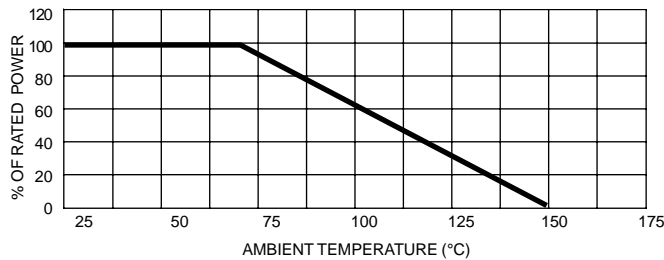


- Ultra-precision performance and environmental stability
- Tolerances to 0.1%, matching to 0.05%
- Temperature coefficients to ± 5 ppm, TC tracking to ± 1 ppm
- Custom configurations available
- For tighter tolerances, mixed values, custom circuits, etc., refer to DSN Series

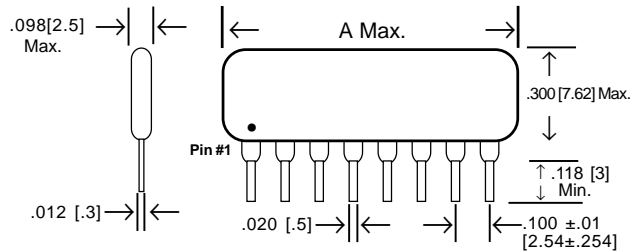
Unsurpassed performance levels!

RCD's CP Series conformal coated SIPs were developed to offer performance levels unattainable in thick film networks. Series CP networks meet the need for ultra-precision requirements when product reliability is a must. Pricing remains competitive due to automated production.

DERATING



DIMENSIONS



RESISTANCE RANGE

Configuration Number	Resistance Range		
	15ppm*	25ppm	50ppm
1	1K Ω to 10K Ω	100 Ω to 30K Ω	50 Ω to 50K Ω
2	1K Ω to 30K Ω	100 Ω to 75K Ω	50 Ω to 100K Ω

* 5 and 10ppm available, consult factory.

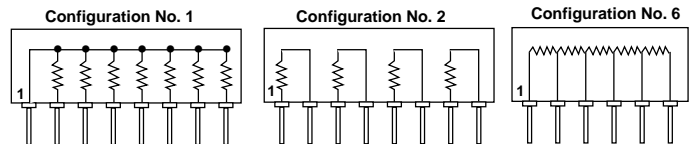
Number of Pins	Dimension 'A'
5	0.550 [14.0]
6	0.650 [16.5]
7	0.750 [19.0]
8	0.850 [21.6]
9	0.950 [24.1]
10	1.050 [26.7]

POWER RATINGS

Circuit Type	Single Resis.	Package Power					
		5 Pin	6 Pin	7 Pin	8 Pin	9 Pin	10 Pin
Config. 1	0.12W	.4W	0.5W	0.6W	0.7W	0.8W	0.9W
Config. 2	0.15W	-	0.3W	-	0.4W	-	0.5W

STANDARD CONFIGURATIONS

(Custom configurations available.)



PERFORMANCE SPECIFICATIONS, Typical

Operating Temperature	-55°C to +150°C
Maximum Voltage	100V
Insulation Resistance	10,000 M Ω
Temperature Cycling	$\pm 0.1\%$ Max.
Short-Time Overload	$\pm 0.1\%$ Max.
Resistance to Solder Heat	$\pm 0.1\%$ Max.
Moisture Resistance	$\pm 0.25\%$ Max.
Load Life	$\pm 0.25\%$ Max.
Vibration	$\pm 0.1\%$ Max.

P/N DESIGNATION:

