

# IPC-6608/6606

## 8/6-Slot Desktop/Wallmount Chassis with PS/2 and Redundant Power Supply Options





### Features

- Bidirectional options to mount the chassis on the wall or workbench
- Supports versatile 8/6-slot backplanes to hold 8/6 full-length cards
- Two/One front-accessible 5.25" disk drives and one 3.5" FDD
- High-speed cooling fan supports abundant cooling and streamlined ventilation
- Shockproof and anti-vibration drive bay design for industrial applications
- Two front-accessible USB ports
- Optional Redundant 300 W ATX available for IPC-6608 series

### Specifications

Model Name		IPC-6608	IPC-6606
Drive Bay	3.5"	1	2 (1 external, 1 internal)
	5.25"	2	1
Front I/O Interface	USB Port	2	2
Cooling	Fan	1 (85 CFM)	1 (53 CFM)
	Air Filter	Yes	
Miscellaneous	Control	Front panel power switch and reset button	
	Indicator	Power and HDD	
Environment	Temperature	0 ~ 40° C (32 ~ 104° F), operating	
	Humidity	10 ~ 85 % @ 40° C, non-condensing	
Physical Characteristics	Dimensions (W x H x D)	173 x 315 x 410 mm (6.8" x 12.4" x 16.1")	173 x 254 x 396 mm (6.8" x 10" x 15.6")
	Weight	11.0 kg (24.2 lb)	9 kg (19.8 lb)

#### IPC-6608





Two USB ports  
Power switch

8-slot ISA or ISA/PCI backplane

85-CFM easy-to-maintain cooling fan

#### IPC-6606



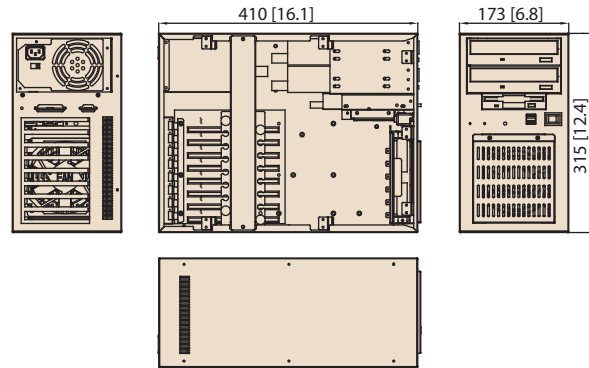
Two USB ports  
Power switch  
One 53-CFM cooling fan

Power supply  
Rubber-buffered hold-down clamp  
One internal 3.5" drive bay

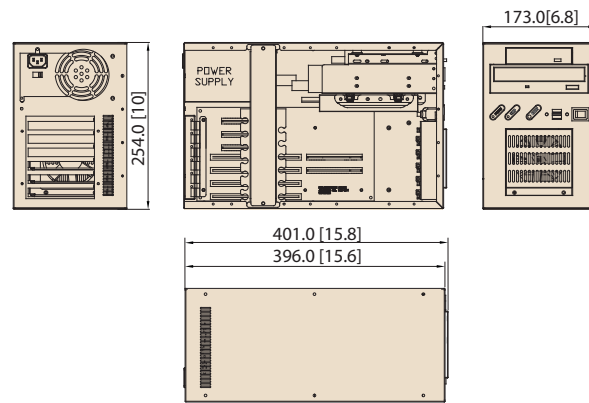
## Dimensions

Unit: mm (inch)

### IPC-6608



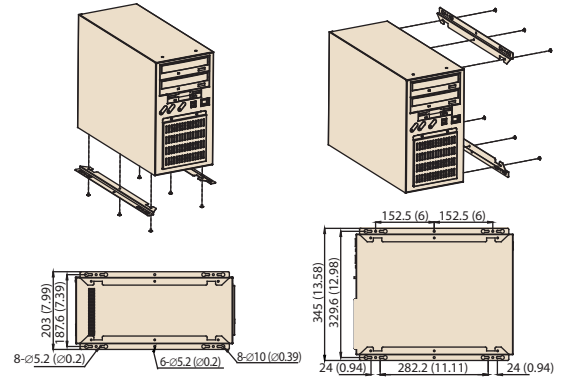
### IPC-6606



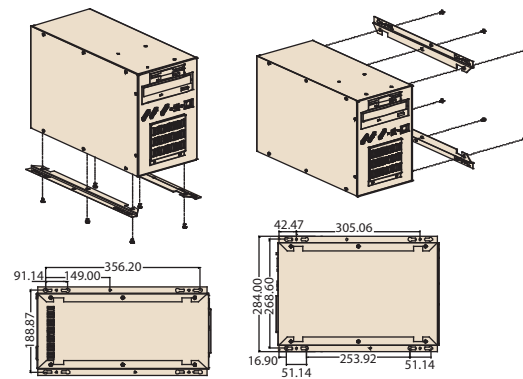
## Installation

Unit: mm (inch)

### IPC-6608



### IPC-6606



Bidirectional mounting

## Power Supply Options

Part Number	Watt	Input	Output	Specifications		
				Mini-load	Safety	MTBF
PS-250ATX-ZE (ATX, PFC)	250 W	AC 115 / 230 V (selectable)	+5 V @ 27 A, +3.3 V @ 20 A +12 V @ 13 A, -12 V @ 0.8 A -5 V @ 0.3 A, +5 Vsb @ 2 A	+5 V @ 0.5 A, +12 V @ 0.3 A	UL/TUV/CB/CCC	100,000 hours @ 25° C
PS-300ATX-ZBE (ATX, PFC)	300 W	AC 110 ~ 240 V (full-range)	+5 V @ 30 A, +3.3 V @ 28 A +12 V @ 15 A, -12 V @ 0.8 A -5 V @ 0.3 A, +5 Vsb @ 2 A	+5 V @ 0.1 A, +3.3 V @ 0.3 A	UL/TUV/CB/CCC	100,000 hours @ 25° C
RPS-300ATX-ZE (ATX, PFC)	300 W	AC 100 ~ 240 V (full-range)	+5 V @ 25 A, +3.3 V @ 18 A +12 V @ 16 A, -12 V @ 0.5 A -5 V @ 0.5 A, +5 Vsb @ 2 A	+5 V @ 3 A, +3.3 V @ 1 A, +12 V @ 2 A	UL/TUV/CB/CCC	100,000 hours @ 25° C

## Accessories

Part Number	Description
1999806020	Fan filter 100 x 90 x 3 mm (for IPC-6606)
1999806030	Fan filter 127 x127 x 5 mm (for IPC-6608)

## Ordering Information

Part Number	Power Supply	Backplane	Regulation	Switch
<b>IPC-6608</b>				
IPC-6608BP-00E	-	-	-	AT/ATX
IPC-6608BP-25ZE	PS-250ATX-ZE	-	CE	ATX
IPC-6608BP-30ZE	PS-300ATX-ZBE	-	CE	ATX
<b>IPC-6606</b>				
IPC-6606BP-00XE	-	-	-	AT/ATX
IPC-6606BP-25ZE	PS-250ATX-ZE	-	CE	AT
IPC-6606P3-25ZE	PS-250ATX-ZE	PCA-6106P3-0D2E	CE	AT
IPC-6606P3-30ZE	PS-300ATX-ZBE	PCA-6106P3-0D2E	CE	ATX