

### ADSL and RADSL Transformers



#### Features

- For use with Globespan ADSL Chipset
- Excellent Total Harmonic Distortion (THD) performance
- Designed exceeds standards for ANSI and ETSI
- Designed to meet UL1950 and BABT

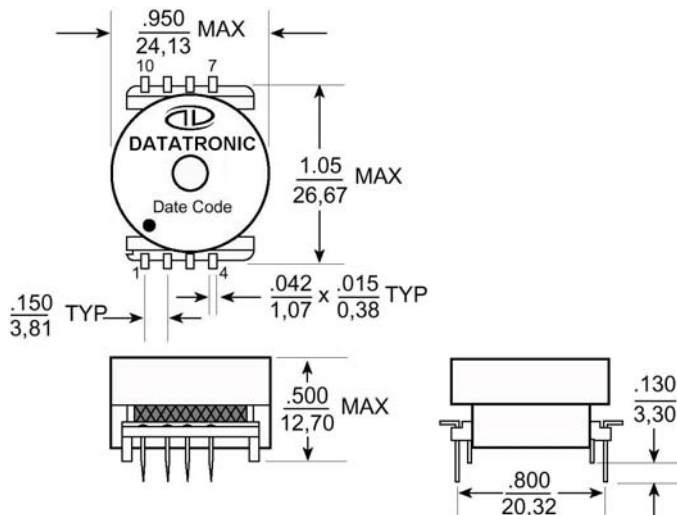
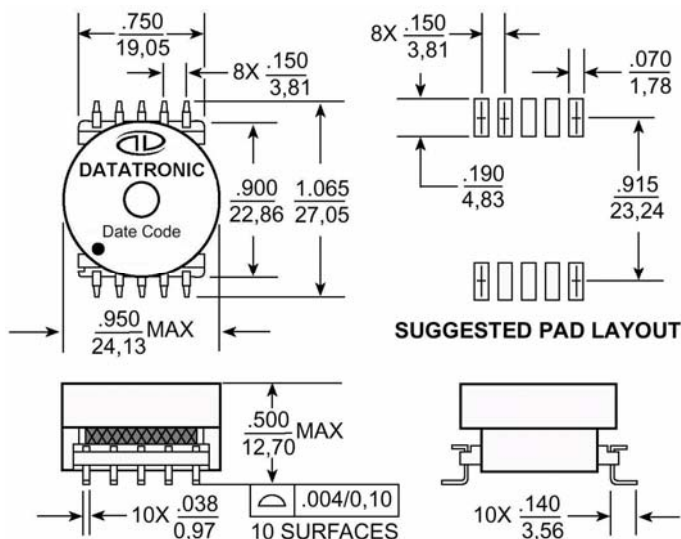
#### ELECTRICAL SPECIFICATIONS AT 25°C: OPERATING TEMP: -40°C to 85°C

Part Number	Turns Ratio Chip-Line (±2%)	OCL Primary (1-4) with (2-3) shorted (μH±10%)	Leakage Inductance (μH MAX)	DCR @ (1-3), (2-4), (10-8), (9-7) (Ω MAX)	Isolation Voltage (Vrms)	Insertion Loss (dB MAX)	Longitudinal Balance (dB Typ)	Package
PT542-1	1.4:1.4:1:1	940	10	1.2	1500	3	62	THT
PT543-1	1:1:1:1	410	10	0.8	1500	3	62	THT
PT544-1	1.4:1.4:1:1	940	10	1.2	3000	3	62	THT
PT545-1	1:1:1:1	410	10	0.8	3000	3	62	THT
SM546-1	1.4:1.4:1:1	940	10	1.2	3000	3	62	SMT
SM547-1	1:1:1:1	410	10	0.8	3000	3	62	SMT

#### OUTLINE DIMENSIONS

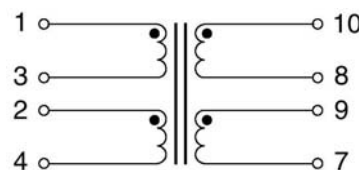
**SMT**

**THT**



#### NOTES:

1. Dimensions are shown in inches/millimeters  
Unless otherwise specified, tolerance = Inches: ±0.010  
= Millimeters: ±0,25
2. For non-RoHS parts replace PT prefix with 42- (e.g. PT542-1 becomes 42-542-1)
3. Terminal finish is compliant to RoHS requirements. Solder in accordance with J-STD-020C



**SCHEMATIC**

DATATRONIC: 28151 Highway 74, Romoland, CA 92858 Tel: 951-928-7700 Toll Free: 888-889-5391 Fax: 951-928-7701  
 Email: ddisales@datatronics.com  
 499 King's Road, Hong Kong Tel: (852) 2562 3858, (852) 2564 8477 Fax: (852) 2565 7214, (852) 2563 1290  
 All specifications are subject to change without notice.