

## Features

### Regulated Converters

- 3W DIP Package
- 1kVDC Isolation
- Regulated Output
- UL94V-0 Package Material
- Continuous Short Circuit Protection
- Internal SMD design
- 100% Burned In
- Efficiency to 75%

**ECONOLINE**

DC/DC-Converter

# REC3-S\_DR/H1 Series

### Selection Guide

Part Number	Input Voltage (VDC)	Output Voltage (VDC)	Output Current (mA)
REC3-xx3.3SR/H1	5, 12, 24, 48	3.3	800
REC3-xx05SR/H1	5, 12, 24, 48	5	600
REC3-xx09SR/H1	5, 12, 24, 48	9	333
REC3-xx12SR/H1	5, 12, 24, 48	12	250
REC3-xx15SR/H1	5, 12, 24, 48	15	200
REC3-xx05DR/H1	5, 12, 24, 48	±5	±300
REC3-xx09DR/H1	5, 12, 24, 48	±9	±167
REC3-xx12DR/H1	5, 12, 24, 48	±12	±125
REC3-xx15DR/H1	5, 12, 24, 48	±15	±100

xx = Input Voltage

**3 Watt  
DIP24  
Single &  
Dual Output**

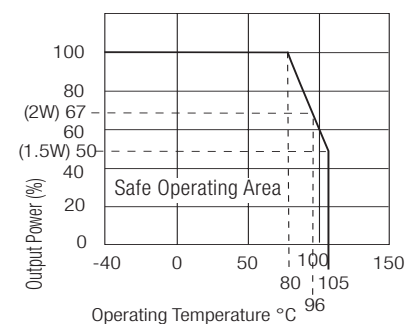


**RECOM**

### Specifications (Core Operating Area)

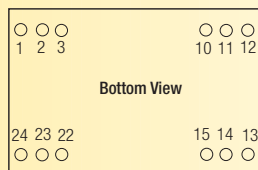
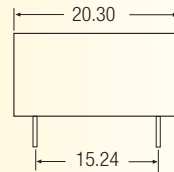
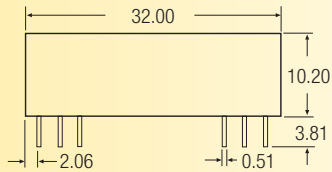
Input Voltage Range		±15%	
Output Voltage Accuracy		±3% typ.	
Line Voltage Regulation		±0.5% max	
Load Voltage Regulation (10% to 100% full load)		±1% max.	
Output Ripple and Noise (at 20MHz BW)		100mVp-p max.	
Operating Frequency		75kHz min.	
Efficiency at Full Load		65% min.	
Isolation Voltage	(tested for 1 second)	1.000VDC min.	
Rated Working Voltage	(long term isolation)	see Application Notes	
Isolation Capacitance		30pF typ.	
Isolation Resistance		1 GΩ min.	
Short Circuit Protection		Continuous	
Operating Temperature Range (free air convection)		-40°C to +80°C (see Graph)	
Storage Temperature Range		-50°C to +125°C	
Relative Humidity	MSL Level 1	95% RH	
Thermal Impedance	Natural convection	20°C/W for metal case	
Package Weight		12 g	
MTBF (+25°C)	} Detailed Information see Application Notes chapter "MTBF"	using MIL-HDBK 217F	950 x 10 <sup>3</sup> hours
(+80°C)		using MIL-HDBK 217F	145 x 10 <sup>3</sup> hours

### Derating-Graph (Ambient Temperature)

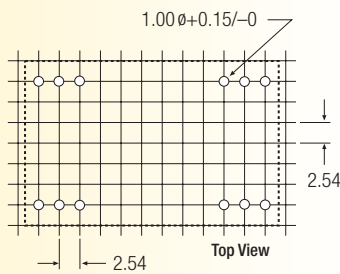


**Package Style and Pinning (mm)**

24 PIN DIP Package



**Recommended Footprint Details**



**Pin Connections**

Pin #	Single	Dual
1	+Vin	+Vin
2	No Pin	-Vout
3	No Pin	Com
10	-Vout	Com
11	+Vout	+Vout
12	-Vin	-Vin
13	-Vin	-Vin
14	+Vout	+Vout
15	-Vout	Com
22	No Pin	Com
23	No Pin	-Vout
24	+Vin	+Vin

XX.X ± 0.5 mm  
XX.XX ± 0.25 mm