

Temperature Compensated Crystal Oscillator

CXOSD5 Model

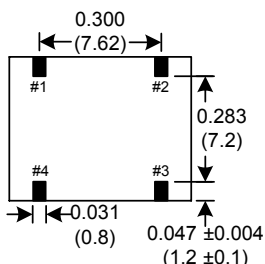
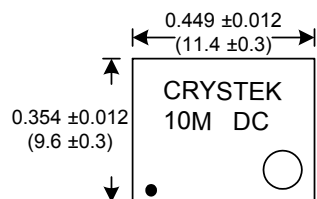
4 Pad SMD, 3.3V & 5V, Clipped Sine

Frequency Range:	10MHz to 30MHz
Frequency Stability:	±2ppm to ±5ppm
Freq. Stability vs Volt:	±0.5ppm Max
Freq. Stability vs Load:	±0.3ppm Max
Temperature Range:	-40°C to 85°C
Storage:	-55°C to 120°C
Input Voltage:	3.3V or 5V ± 5%
Trimmer Adj. Range:	±3ppm Min.
Input Current:	1.5mA Typ, 3mA Max
Output:	Clipped Sinewave
Output Voltage:	5V = 1.0Vpp Min 3.3V = 0.7Vpp Min
Load:	20K Ohm / 5pF Max
Phase Noise Typ.:	
10Hz	-100dBc/Hz
100Hz	-130dBc/Hz
1KHz	-140dBc/Hz
10KHz	-145dBc/Hz
100KHz	-150dBc/Hz
Aging:	<1ppm Max/Yr



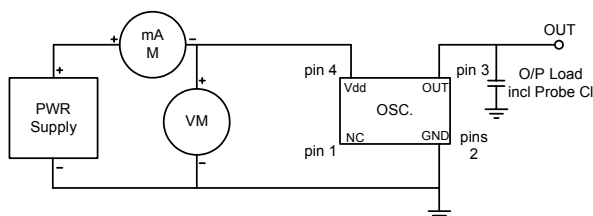
Designed to meet today's requirements for tighter frequency stability tolerance while reducing pad layout requirement.

CXOSD5



PIN	Connection
1	NC
2	GND
3	OUTPUT
4	Vdd

Dimensions inches (mm)
All dimensions are Max unless otherwise specified.



	Operating Temperature	Freq. Stability (± ppm)					
		1.5	2.0	2.5	3.0	4.0	5.0
A	0°C to 50°C						
B	-10°C to 60°C	1.5	2.0	2.5	3.0	4.0	5.0
C	-10°C to 70°C		2.0	2.5	3.0	4.0	5.0
D	-20°C to 70°C		2.0	2.5	3.0	4.0	5.0
E	-30°C to 60°C		2.0	2.5	3.0	4.0	5.0
F	-30°C to 70°C		2.0	2.5	3.0	4.0	5.0
G	-30°C to 75°C		2.0	2.5	3.0	4.0	5.0
H	-40°C to 85°C					4.0	5.0
		A	B	C	D	E	F

Table 1

Crystek Part Number Guide

CXOSD5 - B C 3 - 25.000

#1 #2 #3 #4 #5

- #1 Crystek TCXO 4 Pad SMD Clipped Sine
- #2 Letter = Operating Temperature (see table 1)
- #3 Letter = Frequency Stability (see table 1)
- #4 3 or blank = Input Volt (3 = 3.3 volts) (Blank = 5V)
- #5 Frequency in MHz: 3 or 6 decimal places

Example:
CXOSD5-BC3-25.000 = -10/60, ±2.5ppm, 3.3V, 25.000MHz

Specifications subject to change without notice.

TD-020817 Rev. E

Crystek Crystals Corporation

12730 Commonwealth Drive • Fort Myers, FL 33913
239.561.3311 • 800.237.3061 • FAX: 239.561.1025 • www.crystek.com

