


ULTRA LOW CAPACITANCE MULTI-LINE STEERING DIODE ARRAY



16 PIN DIP PACKAGE

DESCRIPTION

The PMAD1108 is a low distortion steering diode. This device is intended for use in high frequency analog or digital data I/O ports for protection against Electrostatic Discharge (ESD) and Electrical Fast Transients (EFT). The PMAD1108 is connected between rail-to-rail voltage bus or rail-to-ground for clamping and diverting overvoltage transients for the protection of sensitive network interface circuits.

This device provides low capacitance, which insures signal integrity up to 900MHz, while complete isolation between adjacent diodes keeps cross-talk to a minimum. The PMAD1108 is available in a 16 pin DIP and meets the IEC 61000-4-2, IEC 61000-4-4 and IEC 61000-4-5 requirements.

FEATURES

- Compatible with IEC 61000-4-2 (ESD): Air - 15kV, Contact - 8kV
- Compatible with IEC 61000-4-4 (EFT): 40A - 5/50ns
- Compatible with IEC 61000-4-5 (Surge): 24A, 8/20 μ s - Level 2(Line-Gnd) & Level 3(Line-Line)
- 500 Milliwatt Continuous Power Dissipation
- Monolithic Design
- ESD Protection > 25 kilovolts
- Protects up to 8 I/O Lines
- Working Voltage > 50 Volts
- Low Leakage Current < 0.1 μ A
- Ultra Low Capacitance: 5pF per Diode
- RoHS Compliant
- REACH Compliant

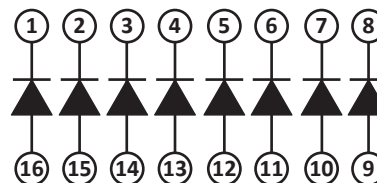
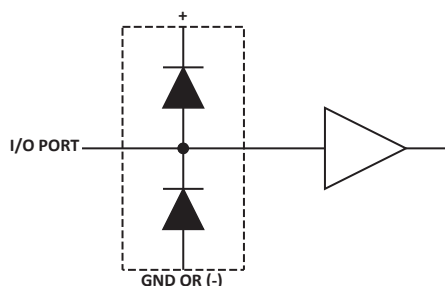
APPLICATIONS

- High Frequency Data Lines
- RS-232 & RS-422 Interface Networks
- Ethernet 10/100 Base T
- Computer I/O Ports

MECHANICAL CHARACTERISTICS

- Molded 16 Pin Dual-In-Line (DIP) Package
- Approximate Weight: 1.2 grams
- Lead-Free Pure-Tin Plating (Annealed)
- Solder Reflow Temperature:
Pure-Tin - Sn, 100: 260-270°C
- Flammability Rating UL 94V-0

CIRCUIT DIAGRAM & PIN CONFIGURATION

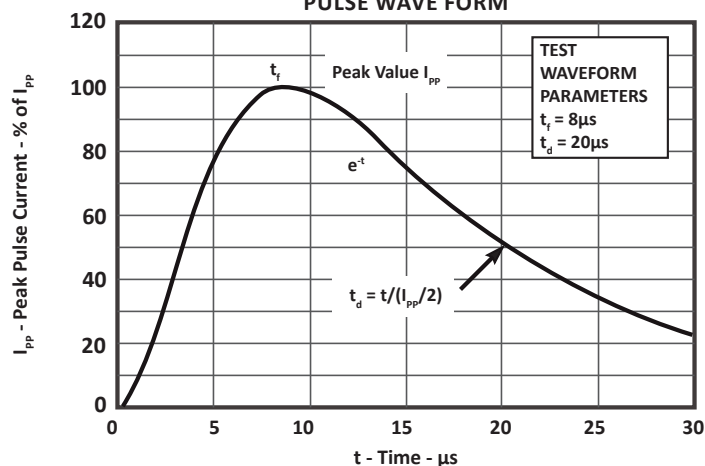


TYPICAL DEVICE CHARACTERISTICS
MAXIMUM RATINGS @ 25°C Unless Otherwise Specified

PARAMETER	SYMBOL	VALUE	UNITS
Continuous Power Dissipation	P_{PK}	500	Milliwatts
Continuous Forward Current (Single Diode)	I_P	400	mA
Repetitive Peak Forward Current @ $t_p = 5\mu s$, $F = 50kHz$	I_{FRM}	700	mA
Operating Temperature	T_A	-55 to 150	°C
Storage Temperature	T_{STG}	-55 to 150	°C

ELECTRICAL CHARACTERISTICS PER LINE @ 25°C Unless Otherwise Specified

PART NUMBER	REPETITIVE PEAK REVERSE VOLTAGE @ 10 μA V_{RRM} VOLTS	MAXIMUM FORWARD PEAK PULSE CURRENT @ 8/20 μs I_{FM} AMPS	MAXIMUM FORWARD VOLTAGE @ 100mA V_F VOLTS	MAXIMUM REVERSE LEAKAGE CURRENT V_{RRM} @ 40V I_R μA	MAXIMUM CAPACITANCE (Per Diode) @ 4V, 1MHz C_j pF
PMAD1108	50	40	1.2	0.1	5

**FIGURE 1
PULSE WAVE FORM**


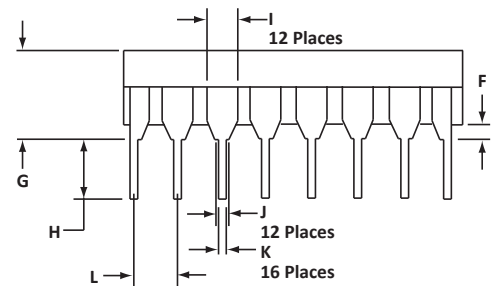
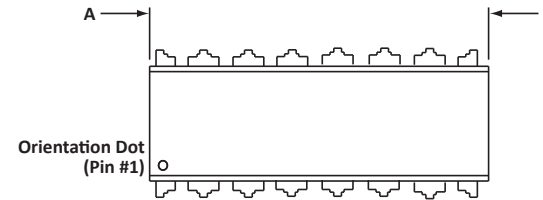
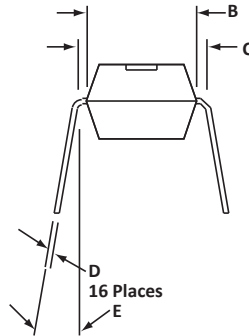
16 PIN DIP PACKAGE INFORMATION

OUTLINE DIMENSIONS

DIM	MILLIMETERS		INCHES	
	MIN	MAX	MIN	MAX
A	18.80	19.55	0.740	0.770
B	6.35	6.85	0.250	0.270
C	7.50	7.74	0.295	0.305
D	0.21	0.38	0.008	0.015
E	0°	10°	0°	10°
F	0.51	1.01	0.020	0.040
G	3.69	4.44	0.145	0.175
H	2.80	3.30	0.110	0.130
I	1.02	1.77	0.040	0.070
J	1.27	1.27	0.050	0.050
K	0.39	0.53	0.015	0.021
L	2.54	2.54	0.100	0.100

NOTES

- Dimensions are exclusive of mold flash and metal burrs.
- Dimensions "J" and "L" are between centers.



ORDERING INFORMATION

BASE PART NUMBER	LEADFREE SUFFIX	TAPE SUFFIX	QTY/REEL	REEL SIZE	TUBE QTY
PMAD1108	-LF	n/a	n/a	n/a	25

NOTES

- Marking on Part - logo, part number, date code and pin one defined by dot on top of package.

Package outline per document number 06003.R2 9/09.

COMPANY INFORMATION

COMPANY PROFILE

ProTek Devices, based in Tempe, Arizona USA, is a manufacturer of Transient Voltage Suppression (TVS) products designed specifically for the protection of electronic systems from the effects of lightning, Electrostatic Discharge (ESD), Nuclear Electromagnetic Pulse (NEMP), inductive switching and EMI/RFI. With over 25 years of engineering and manufacturing experience, ProTek designs TVS devices that provide application specific protection solutions for all electronic equipment/systems.

ProTek Devices Analog Products Division, also manufactures analog interface, control, RF and power management products.

CONTACT US

Corporate Headquarters

2929 South Fair Lane
Tempe, Arizona 85282
USA

By Telephone

General: 602-431-8101
Sales: 602-414-5109
Customer Service: 602-414-5114

By Fax

General: 602-431-2288

By E-mail:

Sales: sales@protekdevices.com
Customer Service: service@protekdevices.com
Technical Support: support@protekdevices.com

Web

www.protekdevices.com
www.protekanalog.com

COPYRIGHT © ProTek Devices 2000 - This literature is subject to all applicable copyright laws and is not for resale in any manner.

SPECIFICATIONS: ProTek reserves the right to change the electrical and or mechanical characteristics described herein without notice.

DESIGN CHANGES: ProTek reserves the right to discontinue product lines without notice and that the final judgement concerning selection and specifications is the buyer's and that in furnishing engineering and technical assistance. ProTek assumes no responsibility with respect to the selection or specifications of such products. ProTek makes no warranty, representation or guarantee regarding the suitability of its products for any particular purpose, nor does ProTek assume any liability arising out of the application or use of any product or circuit and specifically disclaims any and all liability without limitation special, consequential or incidental damages.

LIFE SUPPORT POLICY: ProTek Devices products are not authorized for use in life support systems without written consent from the factory.