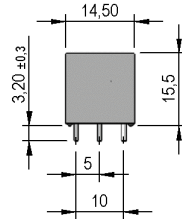
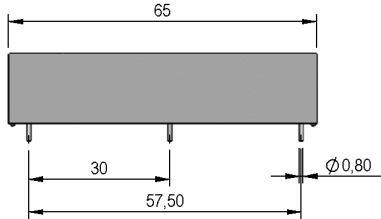


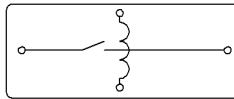
Dimensions mm[inch]

tolerances acc. to DIN ISO 2768-m
 Toleranzen gem. DIN ISO 2768-m




Layout

Top view
 Draufsicht



Isometric

Scale 1:2
 Maßstab 1:2



Marking

according to EN60062/factory code
 gem. EN60062/Fertigungsstätte



Coil Data at 20 °C	Conditions	Min	Typ	Max	Unit
Coil resistance		100	110	120	Ohm
Coil voltage			12		VDC
Rated power			1,310		mW
Thermal resistance	max. Relay temperature = operating temperature + self heating		26		K/W
Pull-In voltage				9	VDC
Drop-Out voltage		2			VDC

Contact data 69	Conditions	Min	Typ	Max	Unit
Contact rating	Any DC combination of V & A not to exceed their individual max.'s			50	W
Switching voltage	DC or Peak AC			10,000	V
Switching current	DC or Peak AC			3	A
Carry current	DC or Peak AC			5	A
Contact resistance static	measured with nominal voltage at 20 °C			150	mOhm
Insulation resistance	RH <45 %, 100 V test voltage	10			GOhm
Breakdown voltage	according to IEC 255-5	15,000			VDC
Release time	measured with no coil excitation			1,5	ms
Operate time incl. bounce	measured with nominal voltage at 20 °C			3	ms
Capacitance	@ 10 kHz across open switch		0,8		pF

Special Product Data	Conditions	Min	Typ	Max	Unit
Number of contacts				1	
Contact - form				A - NO	
Dielectric Strength Coil/Contact	according to EN 60255-5	15			kV DC
Insulation resistance Coil/Contact	RH <45%, 200 VDC measuring voltage	1			TOhm
Case colour				gray	
Housing material				Polycarbonat	
Sealing compound				Polyurethan	
Connection pins				Copper alloy tin plated	
Reach / RoHS conformity				yes	

Modifications in the sense of technical progress are reserved

Designed at: 02.02.11 Designed by: WKOVACS
 Last Change at: 14.10.11 Last Change by: CRUF

Approval at: 07.10.11 Approval by: CRUF
 Approval at: 14.10.11 Approval by: CRUF

Version: 02



Products for tomorrow...

Europe: +49 / 7731 8399 0 | Email: info@meder.com
USA: +1 / 508 295 0771 | Email: salesusa@meder.com
Asia: +852 / 2955 1682 | Email: salesasia@meder.com

Item No.:
8512169003
Item:
HE12-1A69-03

Environmental data	Conditions	Min	Typ	Max	Unit
Shock	1/2 sine, duration 11ms, in 3 axis			50	g
Vibration	from 10 - 2000 Hz			20	g
Operating temperature		-20		70	°C
Storage temperature		-35		105	°C
Soldering temperature	wave soldering max. 5 sec.			260	°C
Washability		fully sealed			

General data	Conditions	Min	Typ	Max	Unit
Remark		High voltage reed relay for pcb mounting.			
Total weight			27		g
Packaging		styropor plate 25 pcs./ each			

Modifications in the sense of technical progress are reserved

Designed at: 02.02.11 Designed by: WKOVACS
Last Change at: 14.10.11 Last Change by: CRUF

Approval at: 07.10.11 Approval by: CRUF
Approval at: 14.10.11 Approval by: CRUF

Version: 02