

CA25-11EWA/GWA/YWA  
 CC25-11EWA/GWA/YWA  
 CA25-12EWA/GWA/YWA  
 CC25-12EWA/GWA/YWA

### Features

- 0.25 INCH DIGIT HEIGHT
- LOW CURRENT OPERATION.
- EXCELLENT CHARACTER APPEARANCE.
- EASY MOUNTING ON P.C. BOARDS OR SOCKETS.
- I.C. COMPATIBLE.
- CATEGORIZED FOR LUMINOUS INTENSITY,  
YELLOW AND GREEN CATEGORIZED FOR COLOR.
- MECHANICALLY RUGGED.
- STANDARD : GRAY FACE, WHITE SEGMENT.

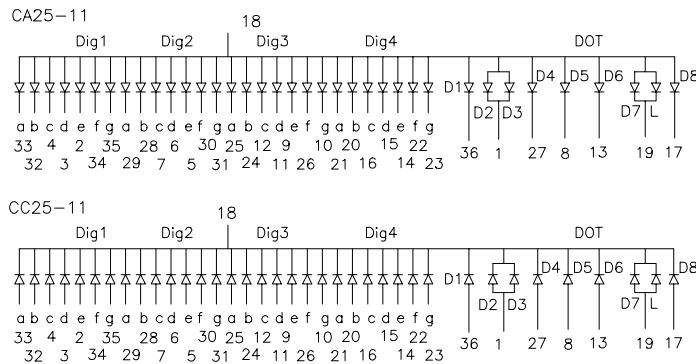
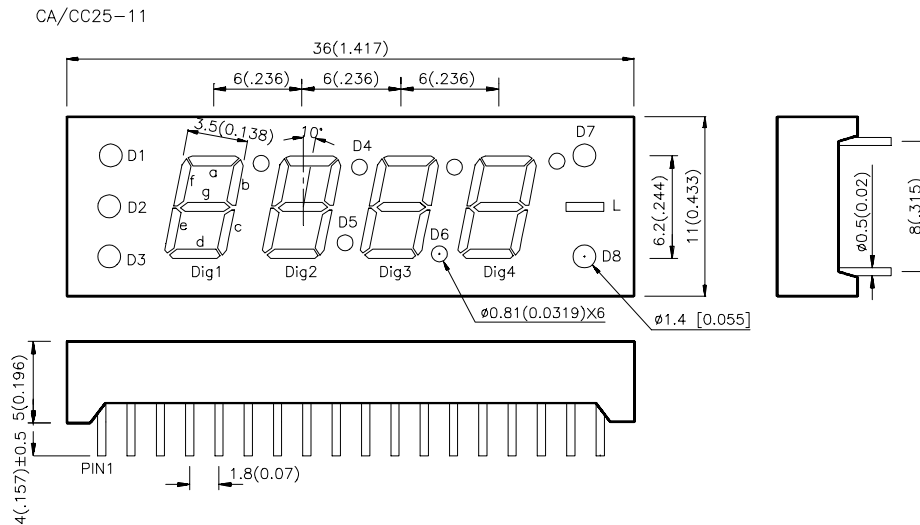
### Description

The High Efficiency Red source color devices are made with Gallium Arsenide Phosphide on Gallium Phosphide Orange Light Emitting Diode.

The Green source color devices are made with Gallium Phosphide Green Light Emitting Diode.

The Yellow source color devices are made with Gallium Arsenide Phosphide on Gallium Phosphide Yellow Light Emitting Diode.

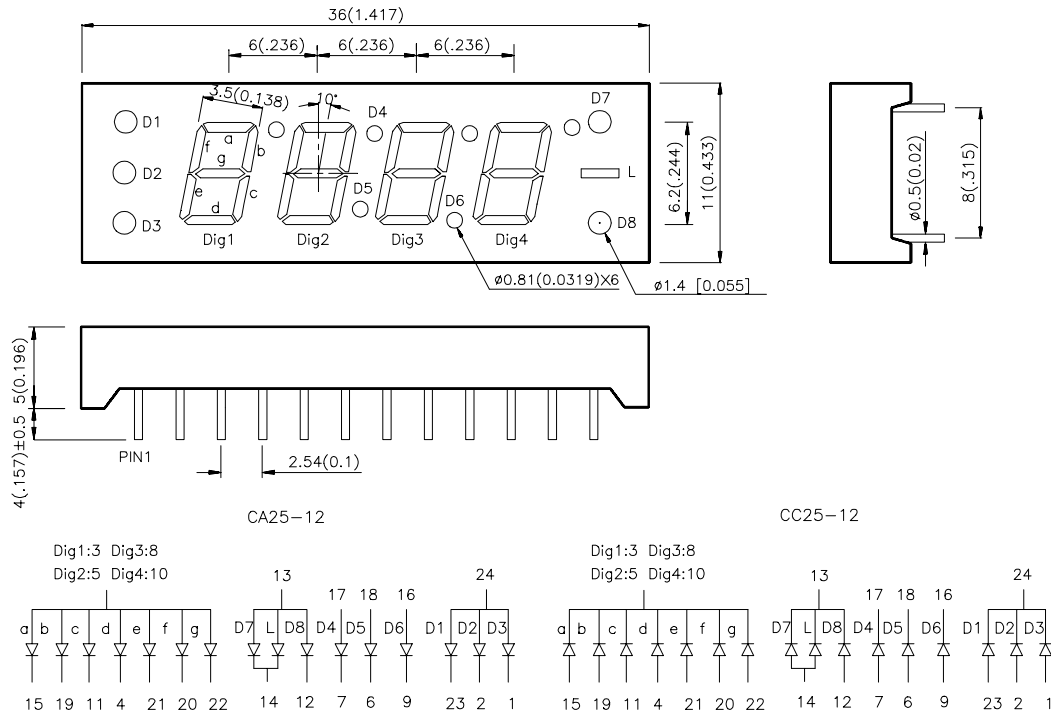
### Package Dimensions & Internal Circuit Diagram



- Notes:
1. All dimensions are in millimeters (inches), Tolerance is  $\pm 0.25(0.01)$  unless otherwise noted.
  2. Specifications are subject to change without notice.

## Package Dimensions & Internal Circuit Diagram

CA/CC25-12



### Notes:

1. All dimensions are in millimeters (inches). Tolerance is  $\pm 0.25(0.01)$  unless otherwise noted.
2. Specifications are subject to change without notice.

### Selection Guide

Part No.	Dice	Iv (ucd) @ 10 mA		Description
		Min.	Typ.	
CA25-11EWA CA25-12EWA	HIGH EFFICIENCY RED (GaAsP/GaP)	1900	6400	Common Anode
CC25-11EWA CC25-12EWA				Common Cathode
CA25-11GWA CA25-12GWA	GREEN (GaP)	3000	10500	Common Anode
CC25-11GWA CC25-12GWA				Common Cathode
CA25-11YWA CA25-12YWA	YELLOW (GaAsP/GaP)	1200	3000	Common Anode
CC25-11YWA CC25-12YWA				Common Cathode

## Electrical / Optical Characteristics at $T_A=25^\circ\text{C}$

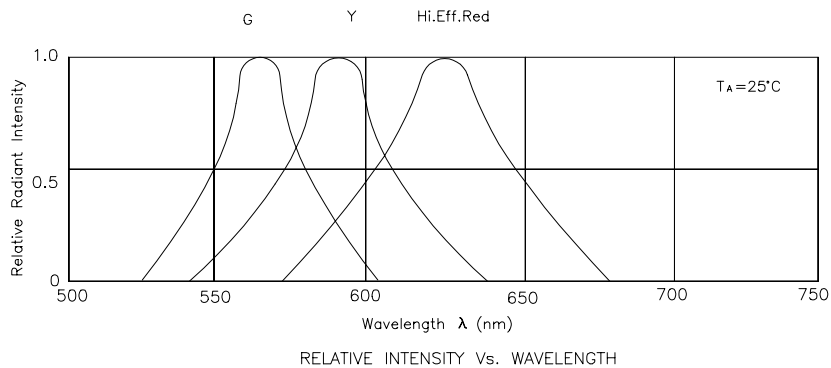
Symbol	Parameter	Device	Typ.	Max.	Units	Test Conditions
$\lambda_{\text{peak}}$	Peak Wavelength	High Efficiency Red Green Yellow	627 565 590		nm	IF=20mA
$\lambda_D$	Dominate Wavelength	High Efficiency Red Green Yellow	625 568 588		nm	IF=20mA
$\Delta\lambda_{1/2}$	Spectral Line Halfwidth	High Efficiency Red Green Yellow	45 30 35		nm	IF=20mA
C	Capacitance	High Efficiency Red Green Yellow	15 15 20		pF	VF=0V;f=1MHz
$V_F$	Forward Voltage	High Efficiency Red Green Yellow	2.0 2.2 2.1	2.5 2.5 2.5	V	IF=20mA
$I_R$	Reverse Current	All		10	$\mu\text{A}$	VR = 5V

## Absolute Maximum Ratings at $T_A=25^\circ\text{C}$

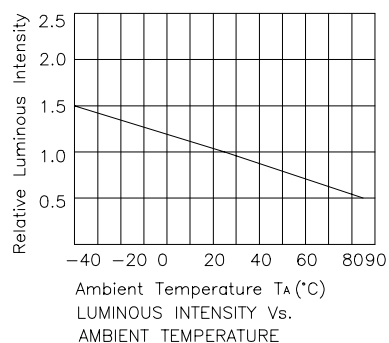
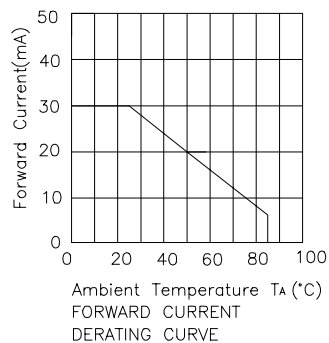
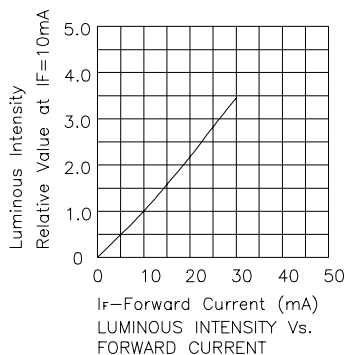
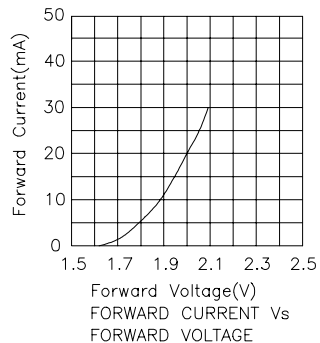
Parameter	High Efficiency Red	Green	Yellow	Units
Power dissipation	105	105	105	mW
DC Forward Current	30	25	30	mA
Peak Forward Current [1]	160	140	140	mA
Reverse Voltage	5	5	5	V
Operating/Storage Temperature	-40°C To +85°C			
Lead Solder Temperature [2]	260°C For 5 Seconds			

### Notes:

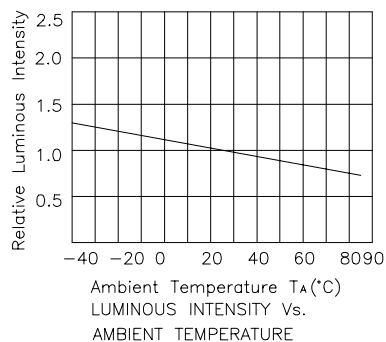
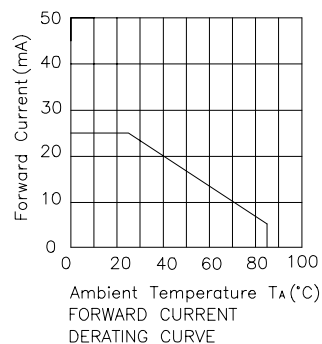
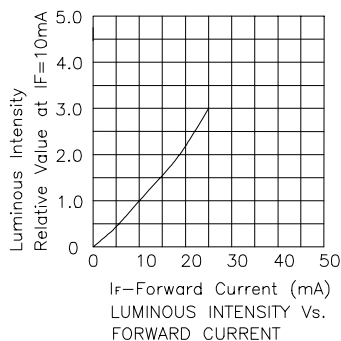
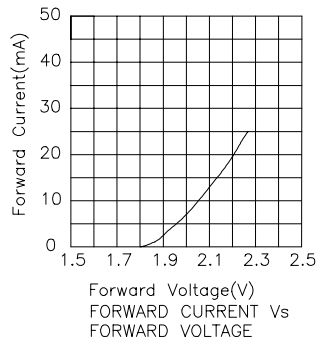
- 1/10 Duty Cycle, 0.1ms Pulse Width.
- 4mm below package base.



## High Efficiency Red



## Green



## Yellow

