

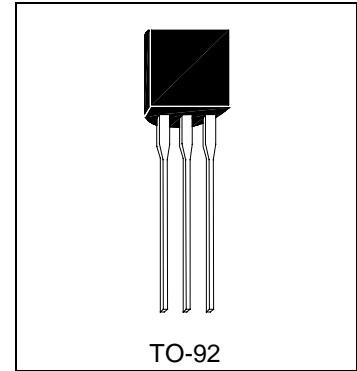


HAD825

NPN EPITAXIAL PLANAR TRANSISTOR

Features

Darlington transistor.



Absolute Maximum Ratings

- Maximum Temperatures
 - Storage Temperature -55 ~ +150 °C
 - Junction Temperature..... +150 °C Maximum
- Maximum Power Dissipations
 - Total Power Dissipation (Ta=25°C) 625 mW
- Maximum Voltages and Currents (Ta=25°C)
 - VCBO Collector to Base Voltage 80 V
 - VCES Collector to Emitter Voltage 55 V
 - VEBO Emitter to Base Voltage 12 V
 - IC Collector Current..... 600mA

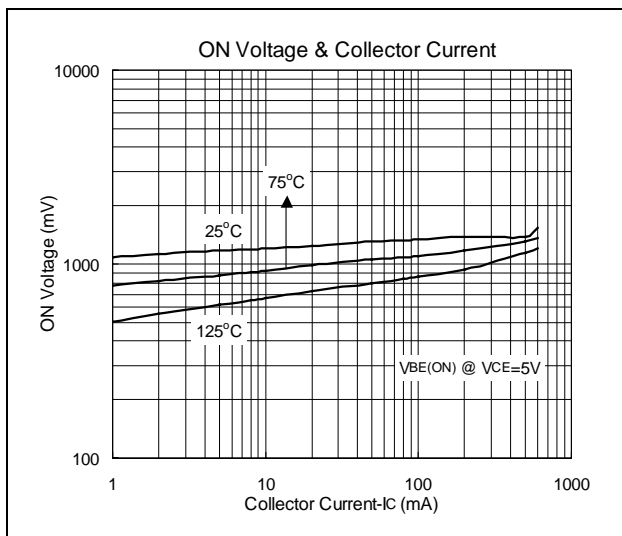
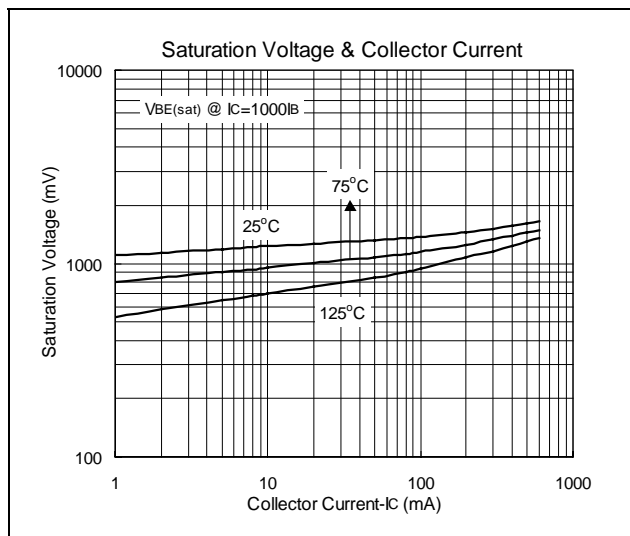
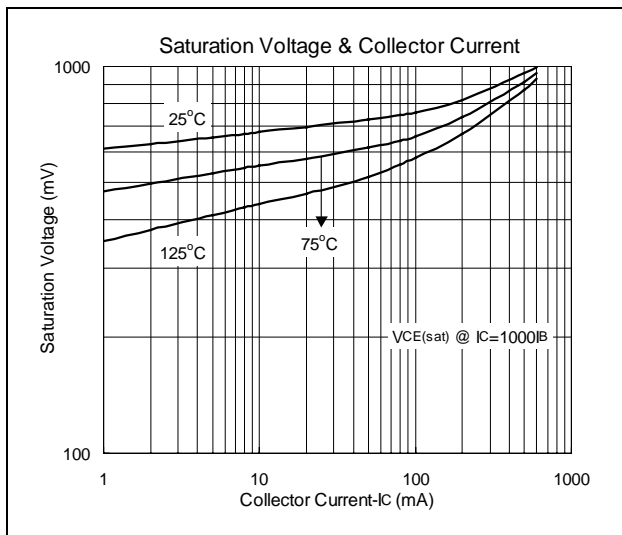
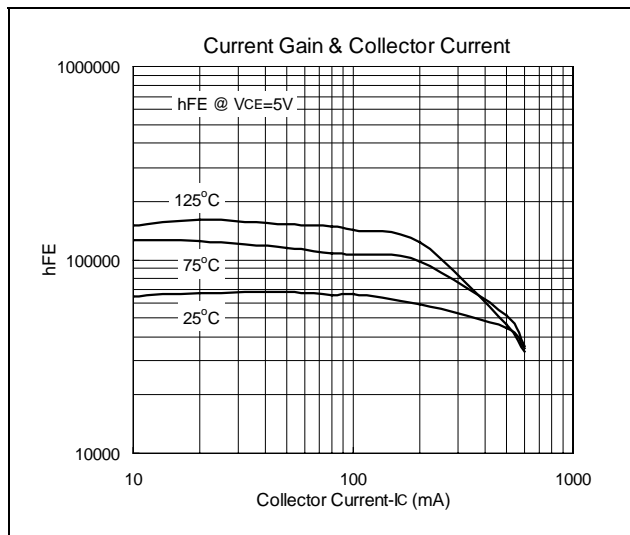
Characteristics (Ta=25°C)

Symbol	Min.	Typ.	Max.	Unit	Test Conditions
BVCBO	80	-	-	V	IC=100uA
BVCES	55	-	-	V	IC=100uA
BVEBO	12	-	-	V	IE=10uA
ICBO	-	-	100	nA	VCB=60V
IEBO	-	-	100	nA	VEB=10V
ICES	-	-	500	nA	VCE=60V
*VCE(sat)	-	-	1.2	V	IC=10mA, IB=0.01mA
*VCE(sat)	-	-	1.5	V	IC=100mA, IB=0.1mA
VBE(on)	-	-	1.5	V	IC=100mA, VCE=5V
*hFE1	10K	-	-		IC=10mA, VCE=5V
*hFE2	10K	-	100K		IC=100mA, VCE=5V
fT	125	-	-	MHz	IC=10mA, VCE=5V f=100MHz
Cob	-	-	8	pF	VCB=10V, f=1MHz

*Pulse Test: Pulse Width ≤380us, Duty Cycle≤2%

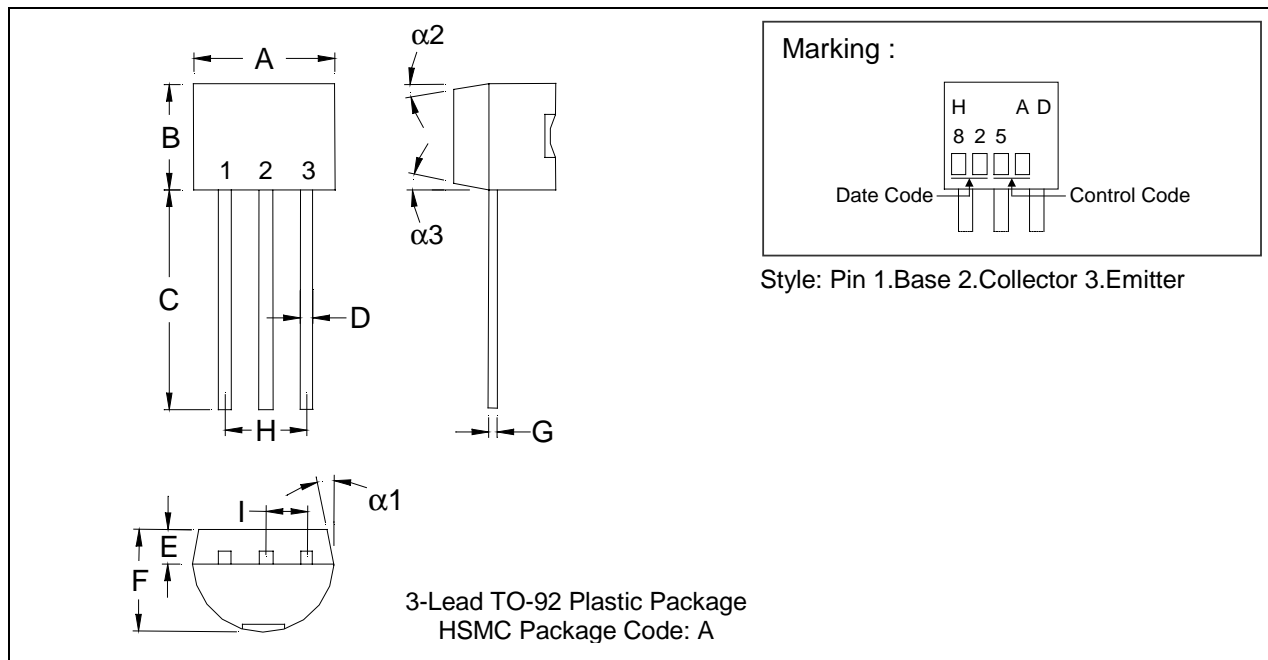


Characteristics Curve





TO-92 Dimension



*: Typical

DIM	Inches		Millimeters		DIM	Inches		Millimeters	
	Min.	Max.	Min.	Max.		Min.	Max.	Min.	Max.
A	0.1704	0.1902	4.33	4.83	G	0.0142	0.0220	0.36	0.56
B	0.1704	0.1902	4.33	4.83	H	-	*0.1000	-	*2.54
C	0.5000	-	12.70	-	I	-	*0.0500	-	*1.27
D	0.0142	0.0220	0.36	0.56	α1	-	*5°	-	*5°
E	-	*0.0500	-	*1.27	α2	-	*2°	-	*2°
F	0.1323	0.1480	3.36	3.76	α3	-	*2°	-	*2°

Notes: 1.Dimension and tolerance based on our Spec. dated Apr. 25,1996.
 2.Controlling dimension: millimeters.
 3.Maximum lead thickness includes lead finish thickness, and minimum lead thickness is the minimum thickness of base material.
 4.If there is any question with packing specification or packing method, please contact your local HSMC sales office.

Material:

- Lead: 42 Alloy; solder plating
- Mold Compound: Epoxy resin family, flammability solid burning class: UL94V-0

Important Notice:

- All rights are reserved. Reproduction in whole or in part is prohibited without the prior written approval of HSMC.
- HSMC reserves the right to make changes to its products without notice.
- **HSMC semiconductor products are not warranted to be suitable for use in Life-Support Applications, or systems.**
- HSMC assumes no liability for any consequence of customer product design, infringement of patents, or application assistance.

Head Office And Factory:

- **Head Office** (Hi-Sincerity Microelectronics Corp.): 10F.,No. 61, Sec. 2, Chung-Shan N. Rd. Taipei Taiwan R.O.C.
 Tel: 886-2-25212056 Fax: 886-2-25632712, 25368454
- **Factory 1:** No. 38, Kuang Fu S. Rd., Fu-Kou Hsin-Chu Industrial Park Hsin-Chu Taiwan. R.O.C
 Tel: 886-3-5983621~5 Fax: 886-3-5982931