


# LRD



## Strap Type, 15 V / 20 V

### Standard

UL 1434 1<sup>st</sup> Edition  
CSA C22.2 No. 0 CSA TIL No. CA-3A

### Approvals

cULus Recognition  
TÜV

### Features

The LRD product series are designed to reduce the device's resistance at the same hold current rating. The smaller thermal mass of these devices also provide benefit of faster trip time and increase the battery safety level. The LRD devices are ideally suited for battery packs used for portable computer and camcorder applications.

## Specifications

### Packaging

A small pack  
D standard

### Materials

Insulating material: Polyester Tape  
Terminals: Nickel

### Max. Device Surface Temperature in Tripped State

125 °C

### Operating / Storage Temperature

-40 °C to +85 °C (consider derating)

### Humidity Ageing

+85 °C, 85 % R.H., 7 days, ± 5 % typical resistance change

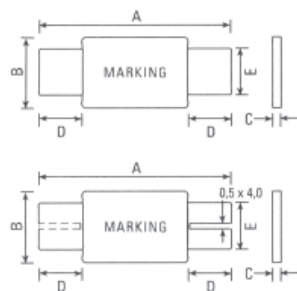
### Vibration

MIL-LRD-883C, Condition A, no change

### Marking

"P", Part Code, identification, lot number

### Dimensions (mm)



S: one slot



Dimensions (mm)													
Model	Fig	A		B		C		D	E		packaging quantity		
		Min	Max	Min	Max	Min	Max		Min	Max	small pack	standard	
LRD190	1	19.9	22.1	4.9	5.5	0.6	1.0	5.5	3.9	4.1	500	10,000	
LRD190S	2	19.9	22.1	4.9	5.5	0.6	1.0	5.5	3.9	4.1	500	10,000	
LRD260	1	20.9	23.1	4.9	5.5	0.6	1.0	4.1	3.9	4.1	500	10,000	
LRD260S	2	20.9	23.1	4.9	5.5	0.6	1.0	4.1	3.9	4.1	500	10,000	
LRD380	1	24.0	26.0	6.9	7.5	0.6	1.0	5.3	4.9	5.1	500	10,000	
LRD450	1	24.0	26.0	9.9	10.5	0.6	1.0	5.3	5.9	6.1	500	10,000	
LRD550	1	35.0	37.0	6.9	7.5	0.6	1.0	5.3	4.9	5.1	500	10,000	
LRD600	1	24.0	26.0	13.9	14.5	0.6	1.0	4.1	5.9	6.1	500	10,000	
LRD730	1	27.1	29.1	13.9	14.5	0.6	1.0	4.1	5.9	6.1	500	10,000	

Permissible continuous operating current is ≤ 100 % at ambient temperature of 20 °C (68 °F).											
Model	I <sub>hold</sub> (A)	I <sub>Trip</sub> (A)	V <sub>max, dc</sub> (V)	I <sub>max</sub> (A)	max. time to trip (s @ A)	P <sub>d max.</sub> (W)	Resistance			Approvals	
							R <sub>min.</sub> (Ω)	R <sub>max.</sub> (Ω)	R <sub>I max.</sub> (Ω)		
LRD190	1.90	3.90	15	100	5.0 @ 9.50	1.20	0.039	0.072	0.102	• •	
LRD190S	1.90	3.90	15	100	5.0 @ 9.50	1.20	0.039	0.072	0.102	• •	
LRD260	2.60	5.80	15	100	5.0 @ 13.00	2.50	0.020	0.042	0.063	• •	
LRD260S	2.60	5.80	15	100	5.0 @ 13.00	2.50	0.020	0.042	0.063	• •	
LRD380	3.80	8.30	15	100	5.0 @ 19.00	2.50	0.013	0.026	0.037	• •	
LRD450	4.50	8.90	20	100	5.0 @ 22.50	2.50	0.011	0.020	0.028	• •	
LRD550	5.50	10.50	20	100	5.0 @ 27.50	2.80	0.009	0.016	0.022	• •	
LRD600	6.00	11.70	20	100	5.0 @ 30.00	2.80	0.007	0.014	0.019	• •	
LRD730	7.30	14.10	20	100	5.0 @ 30.00	3.30	0.006	0.012	0.015	• •	

NOTE:

I<sub>hold</sub> = Hold current: maximum current device will pass without tripping in 20°C still air.  
I<sub>trip</sub> = Trip current: minimum current at which the device will trip in 20°C still air.  
V<sub>max</sub> = Maximum voltage device can withstand without damage at rated current (I<sub>max</sub>)  
I<sub>max</sub> = Maximum fault current device can withstand without damage at rated voltage (V<sub>max</sub>)

P<sub>d</sub> = Power dissipated from device when in the tripped state at 20°C still air.

R<sub>min</sub> = Minimum resistance of device in initial (un-soldered) state.

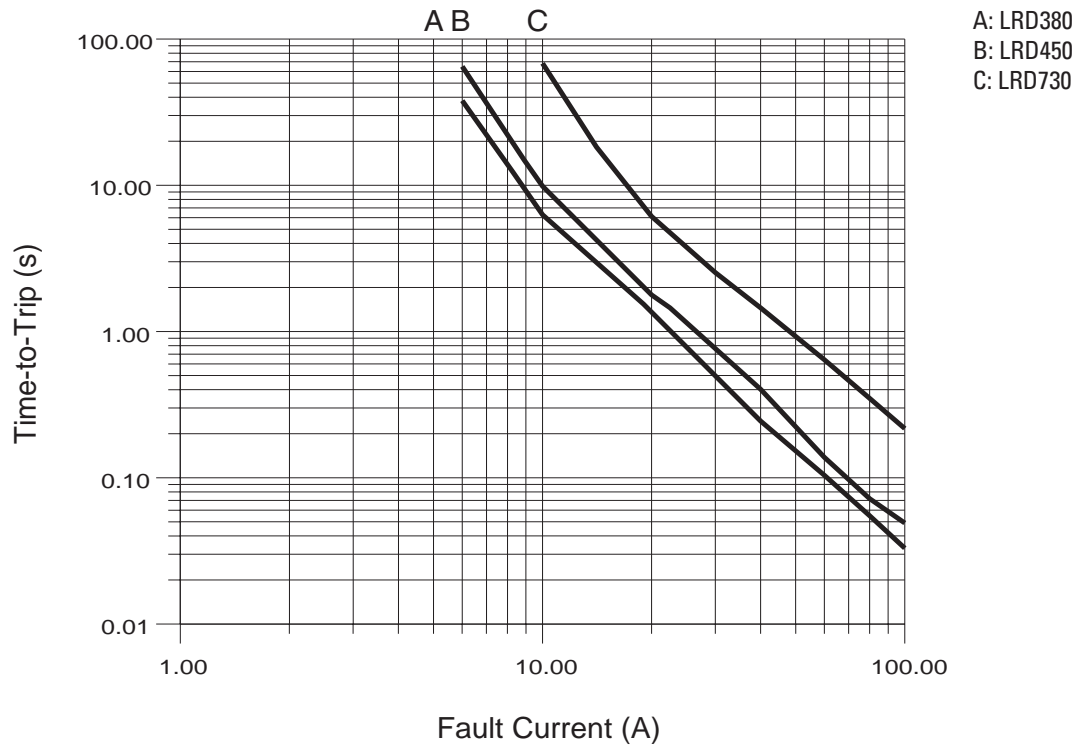
R<sub>I max</sub> = Maximum resistance of device at 20°C measured one hour after tripping for 20 sec.

**Caution: Operation beyond the specified rating may result in damage and possible arcing and flame. Specifications are subject to change without notice**

Order Information

Qty.	Order-Number	Model	Packaging

## LRD



## Thermal Derating Chart

Model	Ambient Operation Temperature - $I_{hold}$ (A)								
	-40 °C	-20 °C	0 °C	23 °C	40 °C	50 °C	60 °C	70 °C	85 °C
LRD190	2.80	2.50	2.30	1.90	1.60	1.50	1.40	1.20	1.00
LRD190S	2.80	2.50	2.30	1.90	1.60	1.50	1.40	1.20	1.00
LRD260	3.80	3.40	3.10	2.60	2.20	2.00	1.90	1.70	1.40
LRD260S	3.80	3.40	3.10	2.60	2.20	2.00	1.90	1.70	1.40
LRD380	5.50	4.90	4.40	3.80	3.30	3.00	2.80	2.50	2.10
LRD450	6.50	5.80	5.30	4.50	3.90	3.60	3.30	2.90	2.50
LRD550	8.00	7.10	6.20	5.50	4.70	4.30	4.00	3.60	3.00
LRD600	8.70	7.80	7.10	6.00	5.20	4.70	4.40	3.90	3.30
LRD730	10.60	9.50	8.60	7.30	6.30	5.70	5.40	4.70	4.00