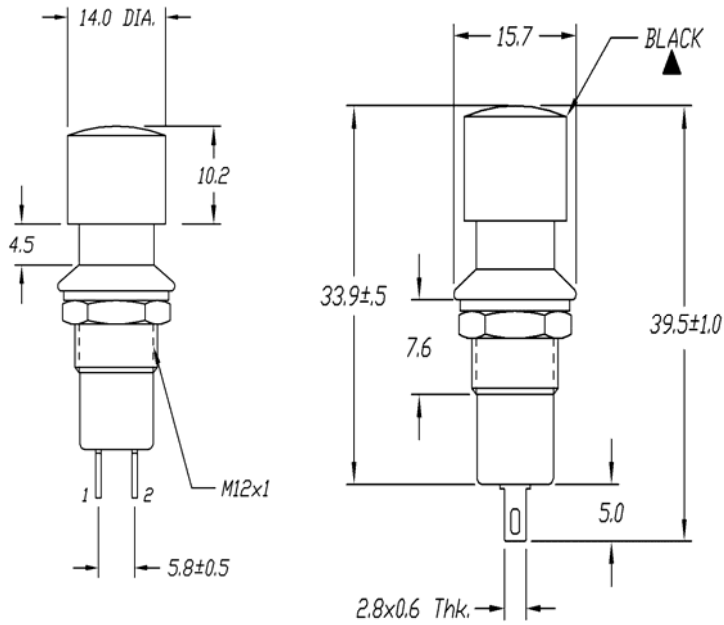
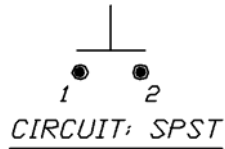
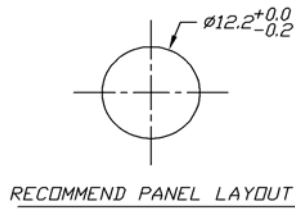


PS1040 PANEL MOUNT PUSH BUTTON SWITCHES



MECHANICAL SPECIFICATIONS

Mechanical Life: 6,000 Cycles
Electrical Life: 6,000 cycles

ELECTRICAL SPECIFICATIONS

Contact Rating: 3A@125VAC
1.5A@250VAC
Contact Resistance (Initial Max): 50m Ohms
Insulation Resistance: 500VDC 100M Ohms Min.
Dielectric Strength: 1000VAC 1 minute

ENVIRONMENTAL SPECIFICATIONS

Operating/Storage Temp: -20°C to 65°C



How To Order

SERIES

PS1040

CIRCUIT

A=OFF-(ON)
B=OFF-ON

(-)=Momentary

CAP COLOR

BLK=BLACK
RED=RED