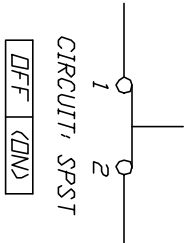
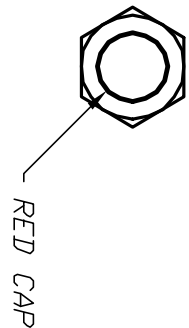
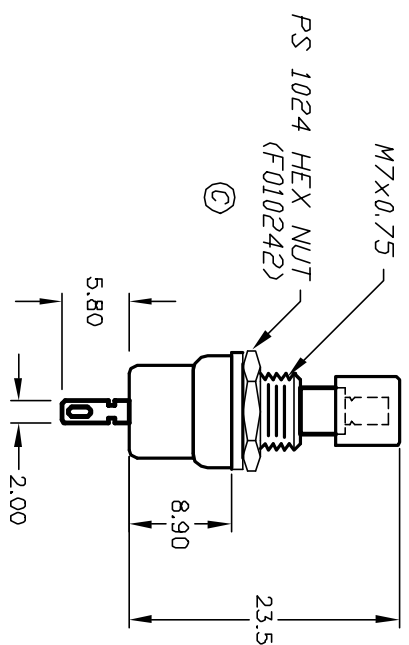
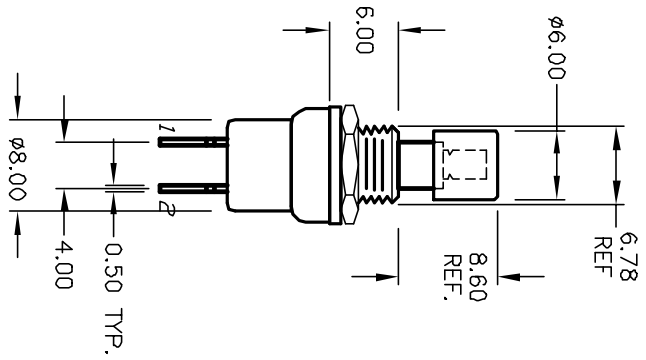


RECOMMENDED PANEL LAYOUT



NOTES:

1. ALL DIMENSIONS IN MM
2. GENERAL TOLERANCE: X.X=±0.4
X.XX=±0.25
3. TERMINAL NO'S FOR REFERENCE ONLY
4. RATING: 3A@ 125VAC; 1.5A @250VAC
5. CONTACT RESISTANCE:
50mILLI-OHMS max.
6. INSULATION RESISTANCE:
500V 100Mega-OHMS min.
7. DIELECTRIC STENGTH:
1000V 1minute
8. HARDWARE SUPPLIED:
HEX NUT (SHOWN), LOCK WASHER



| | | | | |
|------|---------|---------------------|----------|------|
| C | 12574 | ADD COMPONENT | 11/18/02 | CJB |
| B | 12105 | REVISED AND REDRAWN | 5/13/02 | CJB |
| REV. | ECN No. | DESCRIPTION | DATE | CHKD |

| | |
|------------------|--------------------|
| E-SWITCH® | |
| TITLE | PS 1024A (RED CAP) |
| SCALE | 1.5:1 |
| DATE | 11/13/96 |
| DR | MM |
| DWG | F010241 |
| REV | C |

THE INFORMATION CONTAINED IN THIS DOCUMENT IS PROPRIETARY TO E-SWITCH AND IS NOT TO BE COPIED OR TRANSMITTED