


MPM-10 Series

Compact, 10W PC Mount Single, Dual & Triple Out AC/DC Power Supplies



Key Features:

- 10W Output Power
- Universal 85-264 VAC Input
- EN 60950 Approved
- Single, Dual & Triple Outputs
- Meets EN55022 B
- >200 kHour MTBF
- Compact PC Mount Case



MicroPower Direct

292 Page Street
Suite D
Stoughton, MA 02072
USA

T: (781) 344-8226
F: (781) 344-8481
E: sales@micropowerdirect.com
W: www.micropowerdirect.com



Electrical Specifications

Specifications typical @ +25°C, 230 VAC input voltage & rated output current, unless otherwise noted. Specifications subject to change without notice.

Input

Parameter	Conditions	Min.	Typ.	Max.	Units
Input Voltage Range		85		264	VAC
		120		370	VDC
Input Frequency		47		63	Hz
Input Current	See Model Selection Guide				
Inrush Current	115 VAC		10.0		A Pk
	230 VAC		20.0		
EMI	Meets CISPR Pub. 22/FCC Class B				
Safety Ground Leakage Current	115 VAC			0.1	mA
	230 VAC			0.3	

Output

Parameter	Conditions	Min.	Typ.	Max.	Units
Output Voltage	See Model Selection Guide				
Output Current	See Model Selection Guide				
Output Voltage Accuracy			±2.0		%
Line Regulation			±0.5		
Load Regulation	See Model Selection Guide				
Ripple & Noise (20 MHz)			50		mV Pk - Pk
Hold-Up Time	115 VAC		20		mSec
	230 VAC		80		
Temperature Coefficient			±0.02		%/°C
Short Circuit Protection	Continuous (Autorecovery)				
Overload Protection	Typ. 110% of Output Power				

General

Parameter	Conditions	Min.	Typ.	Max.	Units
Isolation Voltage	Input to Output	3,000			VAC
	Input to Ground	1,500			
	Output to Ground	500			
EMI/RFI	Conducted	EN 55022 Level B			
EMC Compliance	Electrostatic Discharge (ESD)	IEC/EN 61000-4-2 Level 3 6kV/8kV			
	RF Field Susceptibility	IEC/EN61000-4-3			
	Electrical Fast Transients/Bursts On Mains	IEC/EN 61000-4-4 Level 3 2 kV			
Surge		IEC/EN 61000-4-5 Level 3 1kV/2 kV			
Switching Frequency			150		kHz

Environmental

Parameter	Conditions	Min.	Typ.	Max.	Units
Operating Temperature Range	Ambient	-25	+25	+70	°C
	Case			+90	°C
Storage Temperature Range		-25		+105	°C
Cooling	Free Air Convection (See Derating Curve)				
Humidity	RH, Non-condensing			85	%

Physical

Case Size	2.16 x 1.77 x 0.81 Inches (55.0 x 45.0 x 20.5 mm)				
Case Material	Non-Conductive Black Plastic (UL94-V0)				
Weight	4.23 Oz (120g)				

Reliability Specifications

Parameter	Conditions	Min.	Typ.	Max.	Units
MTBF	MIL HDBK 217F, 25°C, Gnd Benign	200			kHours
Safety Standards	IEN 60950, IEC 60950				
Safety Approvals, See Note 3	IEN 60950, IEC 60950				

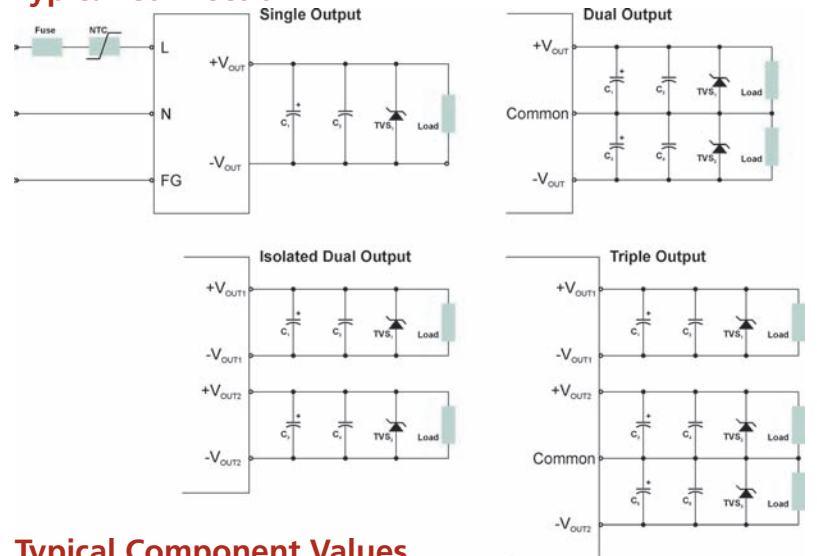
Model Selection Guide

Model Number	Input		Output 1 (Vout 1)				Output 2 (Vout 2)				Output 3 (Vout 3)			Efficiency (% Typ)
	Current (A)		Voltage (VDC)	Current (A)		Over Volt. Protection (VDC)	Voltage (VDC)	Current (A)		Over Volt. Protection (VDC)	Voltage (VDC)	Current (A)		
	115 VAC	230 VAC		Typ.	Load Reg.			Typ.	Load Reg.			Typ.	Load Reg.	
MPM-10S-03	0.23	0.12	3.3	2.00	±1.0%	6.5								68
MPM-10S-05	0.23	0.12	5.0	2.00	±1.0%	6.5								78
MPM-10S-09	0.23	0.12	9.0	1.10	±1.0%	12.0								78
MPM-10S-12	0.23	0.12	12.0	0.90	±1.0%	20.0								78
MPM-10S-15	0.23	0.12	15.0	0.70	±1.0%	20.0								78
MPM-10S-24	0.23	0.12	24.0	0.45	±1.0%	30.0								78
MPM-10D-05	0.23	0.12	+5.0	+1.00	±2.0%	6.5	-5.0	-1.00	±2.0%	6.5				78
MPM-10D-12	0.23	0.12	+12.0	+0.45	±2.0%	20.0	-12.0	-0.45	±2.0%	20.0				78
MPM-10D-15	0.23	0.12	+15.0	+0.35	±2.0%	20.0	-15.0	-0.35	±2.0%	20.0				78
MPM-10ID-0505	0.23	0.12	5.0	1.80	±3.0%	6.5	5.0	0.20	±5.0%	6.5				78
MPM-10ID-0512	0.23	0.12	5.0	1.50	±3.0%	6.5	12.0	0.20	±5.0%	20.0				78
MPM-10ID-0515	0.23	0.12	5.0	1.40	±3.0%	6.5	15.0	0.20	±5.0%	20.0				78
MPM-10ID-0524	0.23	0.12	5.0	1.00	±3.0%	6.5	24.0	0.20	±5.0%	30.0				78
MPM-10T-0505	0.23	0.12	5.0	1.80	±3.0%	6.5	+5.0	+0.10	±5.0%		-5.0	-0.10	±5.0%	78
MPM-10T-0512	0.23	0.12	5.0	1.60	±3.0%	6.5	+12.0	+0.10	±5.0%		-12.0	-0.10	±5.0%	78
MPM-10T-0515	0.23	0.12	5.0	1.40	±3.0%	6.5	+15.0	+0.10	±5.0%		-15.0	-0.10	±5.0%	78
MPM-10T-0524	0.23	0.12	5.0	1.00	±3.0%	6.5	+24.0	+0.10	±5.0%		-24.0	-0.10	±5.0%	78

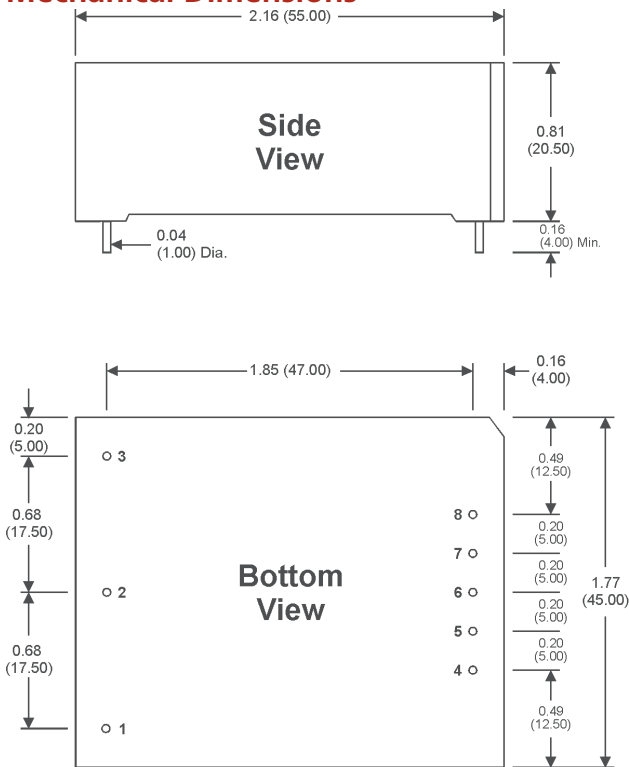
Notes:

- Load regulation is measured for an output change of 10% to 90% at nominal input line. For multiple output models, the loads are balanced.
- The **MPM-10** series is specified for operation over the wide operating temperature range of -25°C to +55°C without derating. For operation over +55°C, derate the power linearly by 3.75%/°C from +55°C to +70°C.
- Model numbers **MPM-10ID-05xx** are dual isolated units (Dual ISO). The outputs on these models are isolated from each other.
- Single, dual & dual isolated output models are approved to EN60950. Approval for other models is pending.
- It is recommended that a fuse be used on the input of a power supply for protection. For the **MPM-10** series, a 2A/250 VAC slow blow should be used.

Typical Connection



Mechanical Dimensions



Notes:

- All dimensions are typical in inches (mm)
- Tolerance x.xx = ±0.01 (±0.25)

Typical Component Values

Vout	C1, C3, C5	C2, C4, C6	Fuse	TVS
3.3	330 ~ 1,000 µF/16V	0.1 µF/50V Ceramic	2A/ 250 VAC Slow Blow	P6KE6.8A
5.0	330 ~ 1,000 µF/16V			P6KE6.8A
12.0	220 µF/25V			P6KE16A
15.0	220 µF/25V			P6KE20A
24.0	120 µF/35V			P6KE33A

Notes:

- C1, C3 and C5 are high frequency, low resistance electrolytic capacitors. Refer to the suppliers specifications for capacitance/current ratings.
- Voltage derating on all capacitors should be 80% or higher.
- C2, C4 and C6 eliminate high frequency noise.
- The TVS is recommended to protect load circuitry in the event of a module failure.

Pin Connections

Pin	Single	Dual	Dual ISO	Triple
1	AC-Ground	AC-Ground	AC-Ground	AC-Ground
2	AC-Neutral	AC-Neutral	AC-Neutral	AC-Neutral
3	AC-Line	AC-Line	AC-Line	AC-Line
4	-Vo 1	-Vo 2	-Vo 1	-Vo 1
5	No Pin	No Pin	+Vo 1	+Vo 1
6	No Pin	Common	No Pin	-Vo 2
7	No Pin	No Pin	-Vo 2	Common
8	+Vo 1	+Vo 1	+Vo 2	+Vo 2



MicroPower Direct

www.micropowerdirect.com

292 Page Street Ste D Stoughton, MA 02072 • TEL: (781) 344-8226 • FAX: (781) 344-8481 • E-Mail: sales@micropowerdirect.com