

Ultra high bright circular LED lamps ($\phi 5.0\text{mm}$)

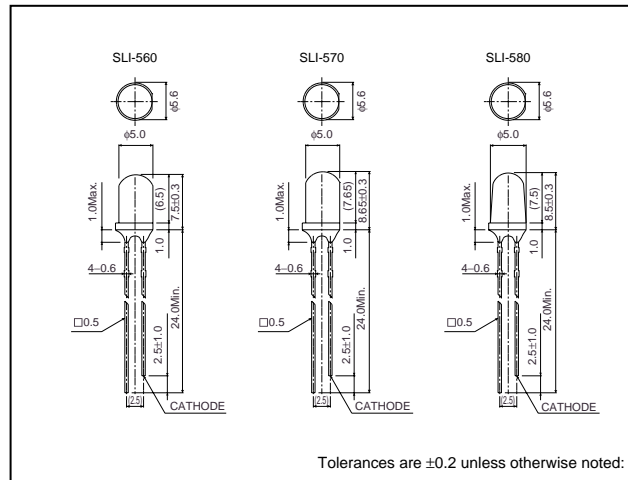
SLI-560 / SLI-570 / SLI-580 Series

The SLI-560, SLI-570 and SLI-580 series are high luminance LEDs which give you a choice of narrow to wide viewing angles. One red type, one orange type and yellow type are available in three packages for a total of nine different types, and they suitable for use in a wide variety of applications.

●Features

- 1) Super high brightness using AlInGaP.
- 2) 3 types of viewing angle is available.
- 3) High reliability.
- 4) Suitable for information board application.

●External dimensions (Units : mm)



●Selection guide

Emitting color	Red	Orange	Yellow
	Lens		
Narrow tupe	SLI-580UT3F	SLI-580DT3F	SLI-580YT3F
Medium tupe	SLI-570UT3F	SLI-570DT3F	SLI-570YT3F
Wide viewng tupe	SLI-560UT3F	SLI-560DT3F	SLI-560YT3F

LED lamps

●Absolute maximum ratings (Ta=25°C)

Parameter	Symbol	Maximum ratings	Unit
Power dissipation	P _D	125	mW
Forward current	I _F	50	mA
Peak forward current	I _{FP}	200	mA
Reverse voltage	V _R	9	V
Operating temperature	T _{opr}	-30~+85	°C
Storage temperature	T _{stg}	-40~+100	°C
Soldering temperature	-	260°C 5 seconds maximum	-

●Electrical and optical characteristics (Ta=25°C)

Parameter	Symbol	Conditions	Red			Orange			Yellow			Unit			
			Min.	Typ.	Max.	Min.	Typ.	Max.	Min.	Typ.	Max.				
Forward voltage	V _F	I _F =20mA	-	1.9	2.5	-	1.9	2.5	-	1.9	2.5	V			
Reverse current	I _R	V _R =9V	-	-	100	-	-	100	-	-	100	μA			
Peak wavelength	λ _P	I _F =20mA	-	630	-	-	611	-	-	591	-	nm			
Spectral line half width	Δλ	I _F =20mA	-	20	-	-	17	-	-	15	-	nm			
Viewing angle	SLI-560	2θ _{1/2}	-	-	-	-	-	-	-	-	-	deg			
	SLI-570												40	25	10
	SLI-580												25	10	10

●Luminous intensity vs. wavelength

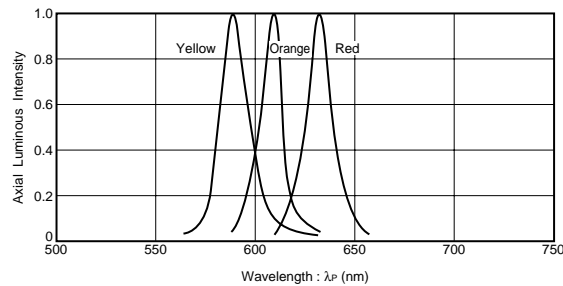


Fig.1

●Luminous intensity

Color	λ _P	Type	Min.	Typ.	Max.	Unit
Red	630	SLI-560UT3F	300	1000	-	mcd
		SLI-570UT3F	900	3000	-	
		SLI-580UT3F	1350	5000	-	
Orange	611	SLI-560DT3F	300	1000	-	
		SLI-570DT3F	900	3000	-	
		SLI-580DT3F	1350	5000	-	
Yellow	591	SLI-560YT3F	300	1000	-	
		SLI-570YT3F	610	2500	-	
		SLI-580YT3F	1350	5000	-	

Note : 1. Measured at I_F=20mA
 2. The specification is subject to be without notice.
 We would like you to refer to the latest specification in use.

LED lamps

●Directional pattern

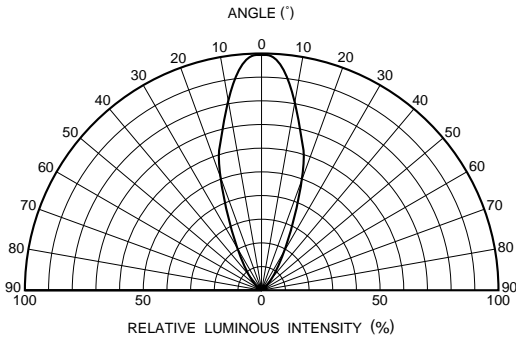


Fig.2 SLI-560 Directional pattern

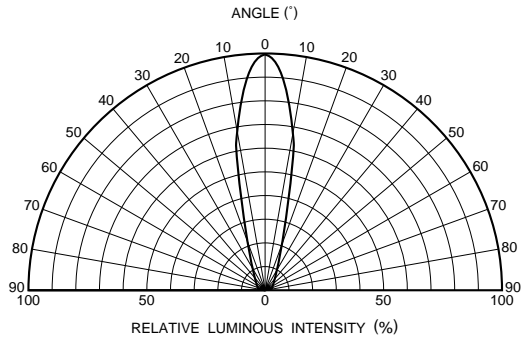


Fig.3 SLI-570 Directional pattern

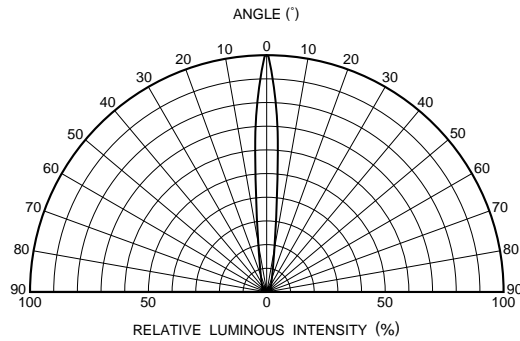


Fig.4 SLI-580 Directional pattern

●Electrical characteristic curves

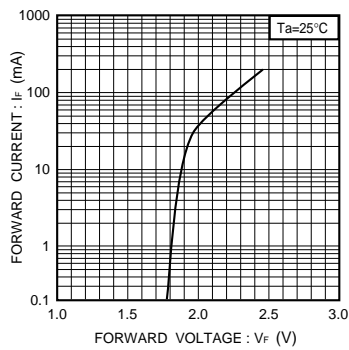


Fig.5 Forward current vs. forward voltage

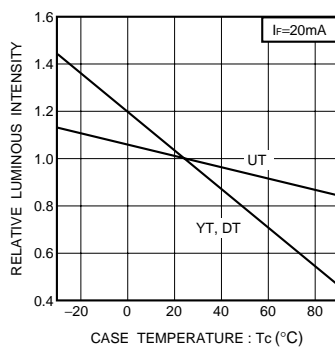


Fig.6 Luminous intensity vs. case temperature

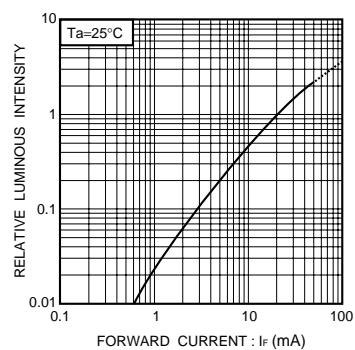


Fig.7 Luminous intensity vs. forward current

LED lamps

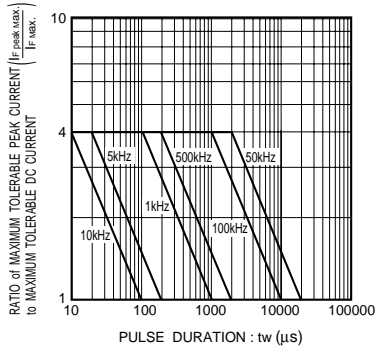


Fig.8 Ratio maximum tolerable peak vs. pulse duration

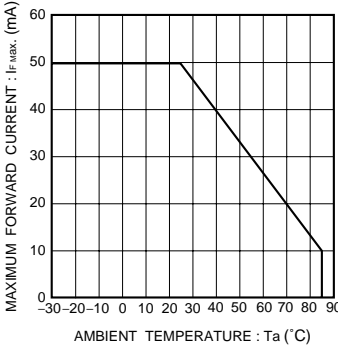


Fig.9 Maximum forward current vs. ambient temperature (Derating)

Downloaded from Elcodis.com electronic components distributor