

DATA SHEET

Schottky Diode Quad Mixer Chips Supplied on Film Frame

Features

- Designed for high-performance, double-balanced mixers
- Three barrier heights available
- Schottky diodes supplied 100% tested, sawn, mounted on film frame
- Low cost
- Available lead (Pb)-free, RoHS-compliant, and Green

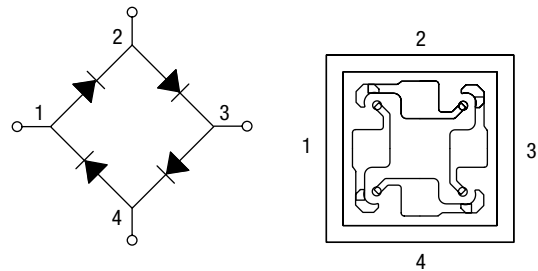
Description

The Skyworks SMS392x-099 family of Si Schottky diodes are configured as ring quads intended for use in double-balanced mixers. Each ring quad die is comprised of four Schottky junctions, connected anode to cathode. There are three barrier heights available: SMS3926 is composed of low-barrier diodes, which can be driven with low-power local oscillator signals; SMS3927 is composed of medium-barrier diodes, for applications in which moderate-power local oscillator signals are available; and, SMS3928 is composed of high-barrier diodes for applications that require very low distortion performance and have higher local oscillator power available. These ring quads are 100% tested, sawn and supplied on film frame in wafer quantities.

NEW



Skyworks Green products are lead (Pb)-free, RoHS (Restriction of Hazardous Substances)-compliant, conform to the EIA/EICTA/JEITA Joint Industry Guide (JIG) Level A guidelines, and are free from antimony trioxide and brominated flame retardants.



Absolute Maximum Ratings

Characteristic	Value
Forward current (I_F)	75 mA
Power dissipation @ 25 °C at the base of the chip	75 mW per junction
Storage temperature	-65 °C to +200 °C
Operating temperature	-65 °C to +150 °C
ESD human body model	Class 0

Performance is guaranteed only under the conditions listed in the specifications table and is not guaranteed under the full range(s) described by the Absolute Maximum specifications. Exceeding any of the absolute maximum/minimum specifications may result in permanent damage to the device and will void the warranty.

CAUTION: Although this device is designed to be as robust as possible, Electrostatic Discharge (ESD) can damage this device. This device must be protected at all times from ESD. Static charges may easily produce potentials of several kilovolts on the human body or equipment, which can discharge without detection. Industry-standard ESD precautions must be employed at all times.

Electrical Specifications at 25 °C

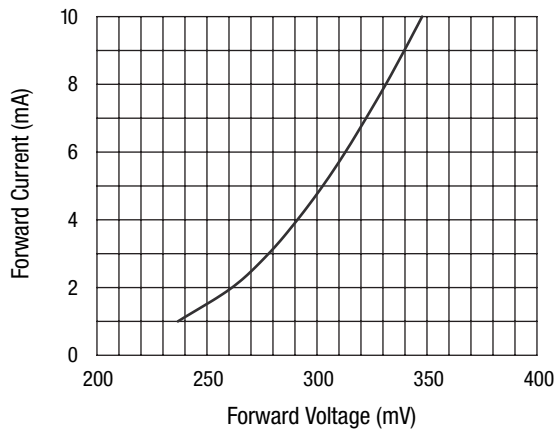
Part Number	Min. V_B $I_R = 10 \mu A$ (V)	$C_J V_R = 0 V$ $F = 1 MHz$ (pF)	$V_F @ I_F = 1 mA$ (mV)	Max. Delta $V_F @ 1 mA$ (mV)	Max. R_T $I_F = 10 mA$ (Ω)
SMS3926-099	2	0.3–0.5 pF	200–260	10	8
SMS3927-099	3	0.3–0.5 pF	300–400	10	8
SMS3928-099	4	0.3–0.5 pF	500–600	10	8

The above Schottky diode chips are processed on 100 mm silicon wafers, 100% DC tested, sawn and shipped on 6" film frame hoops. Electrical rejects are identified with black ink. R_T is the slope resistance. All parameters are based upon a single junction.

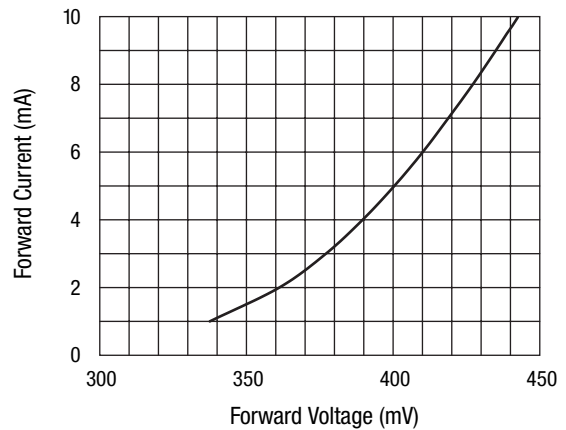
Chip Dimensions

Part Number	Quantity of Good Diodes Per Wafer		Bonding Pad Nominal (In.)	Chip Size Nominal (In.)	Chip Height Nominal (In.)
	Min.	Nom.			
SMS3926-099	27,000	30,000	0.0035 ± 0.0005	0.0150 ± 0.001	0.006 ± 0.001
SMS3927-099	25,000	28,000	0.0035 ± 0.0005	0.0150 ± 0.001	0.006 ± 0.001
SMS3928-099	27,000	30,000	0.0035 ± 0.0005	0.0150 ± 0.001	0.006 ± 0.001

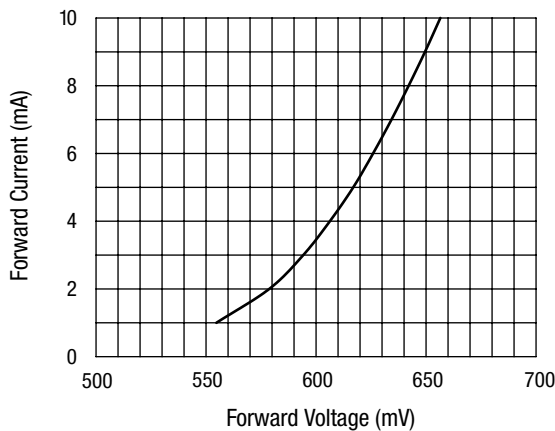
Typical Performance Data at 25 °C



SMS3926 DC Characteristic



SMS3927 DC Characteristic

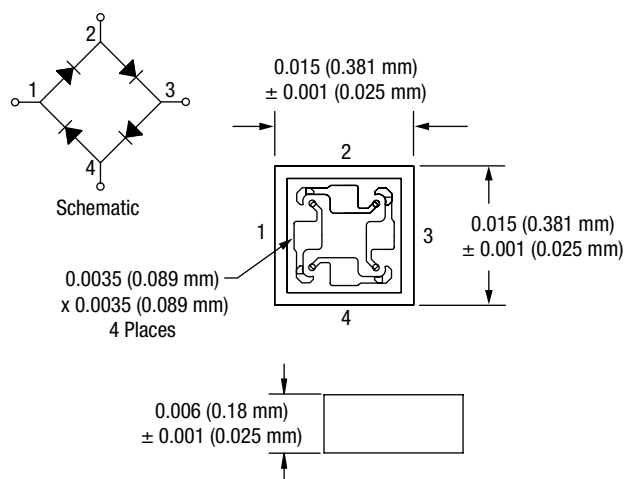


SMS3928 DC Characteristic

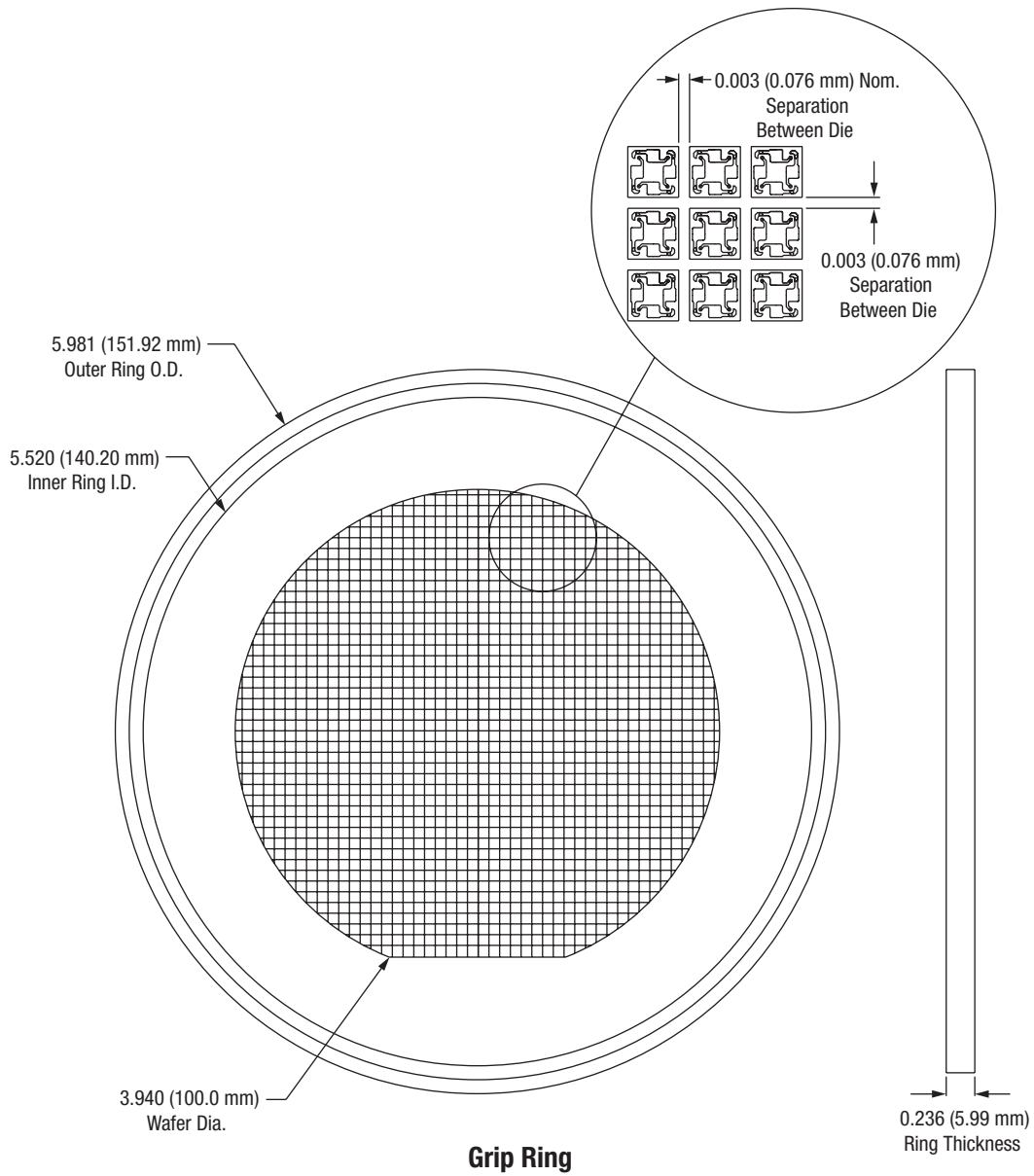
SPICE Model Parameters (Per Junction)

Parameter	Units	SMS3926	SMS3927	SMS3928
IS	A	2.5E-07	1.3E-09	9.0E-13
RS	Ω	4.00	4.00	4.00
N	-	1.04	1.04	1.04
TT	s	1E-11	1E-11	1E-11
CJO	pF	0.42	0.39	0.39
M	-	0.32	0.37	0.42
EG	eV	0.69	0.69	0.69
XTI	-	2.00	2.00	2.00
FC	-	0.50	0.50	0.50
BV	V	2.00	3.00	4.00
IBV	A	1.0E-05	1.0E-05	1.0E-05
VJ	V	0.495	0.595	0.800

Outline Drawing



Wafer On Film



Wafer Film Frame Description

- Wafer on nitto tape
- Color: light blue
- Thickness: 2.2–3.0 mils
- Tensile strength: 6.6 (lbs. in width)
- Ring material: plastic

Copyright © 2002, 2003, 2004, 2005, 2006, Skyworks Solutions, Inc. All Rights Reserved.

Information in this document is provided in connection with Skyworks Solutions, Inc. ("Skyworks") products or services. These materials, including the information contained herein, are provided by Skyworks as a service to its customers and may be used for informational purposes only by the customer. Skyworks assumes no responsibility for errors or omissions in these materials or the information contained herein. Skyworks may change its documentation, products, services, specifications or product descriptions at any time, without notice. Skyworks makes no commitment to update the materials or information and shall have no responsibility whatsoever for conflicts, incompatibilities, or other difficulties arising from any future changes.

No license, whether express, implied, by estoppel or otherwise, is granted to any intellectual property rights by this document. Skyworks assumes no liability for any materials, products or information provided hereunder, including the sale, distribution, reproduction or use of Skyworks products, information or materials, except as may be provided in Skyworks Terms and Conditions of Sale.

THE MATERIALS, PRODUCTS AND INFORMATION ARE PROVIDED "AS IS" WITHOUT WARRANTY OF ANY KIND, WHETHER EXPRESS, IMPLIED, STATUTORY, OR OTHERWISE, INCLUDING FITNESS FOR A PARTICULAR PURPOSE OR USE, MERCHANTABILITY, PERFORMANCE, QUALITY OR NON-INFRINGEMENT OF ANY INTELLECTUAL PROPERTY RIGHT; ALL SUCH WARRANTIES ARE HEREBY EXPRESSLY DISCLAIMED. SKYWORKS DOES NOT WARRANT THE ACCURACY OR COMPLETENESS OF THE INFORMATION, TEXT, GRAPHICS OR OTHER ITEMS CONTAINED WITHIN THESE MATERIALS. SKYWORKS SHALL NOT BE LIABLE FOR ANY DAMAGES, INCLUDING BUT NOT LIMITED TO ANY SPECIAL, INDIRECT, INCIDENTAL, STATUTORY, OR CONSEQUENTIAL DAMAGES, INCLUDING WITHOUT LIMITATION, LOST REVENUES OR LOST PROFITS THAT MAY RESULT FROM THE USE OF THE MATERIALS OR INFORMATION, WHETHER OR NOT THE RECIPIENT OF MATERIALS HAS BEEN ADVISED OF THE POSSIBILITY OF SUCH DAMAGE.

Skyworks products are not intended for use in medical, lifesaving or life-sustaining applications, or other equipment in which the failure of the Skyworks products could lead to personal injury, death, physical or environmental damage. Skyworks customers using or selling Skyworks products for use in such applications do so at their own risk and agree to fully indemnify Skyworks for any damages resulting from such improper use or sale.

Customers are responsible for their products and applications using Skyworks products, which may deviate from published specifications as a result of design defects, errors, or operation of products outside of published parameters or design specifications. Customers should include design and operating safeguards to minimize these and other risks. Skyworks assumes no liability for applications assistance, customer product design, or damage to any equipment resulting from the use of Skyworks products outside of stated published specifications or parameters.

Skyworks, the Skyworks symbol, and "Breakthrough Simplicity" are trademarks or registered trademarks of Skyworks Solutions, Inc., in the United States and other countries. Third-party brands and names are for identification purposes only, and are the property of their respective owners. Additional information, including relevant terms and conditions, posted at www.skyworksinc.com, are incorporated by reference.