



SCHOTTKY BARRIER RECTIFIER

SRF820 THRU SRF8100

VOLTAGE RANGE 20 to 100 Volts

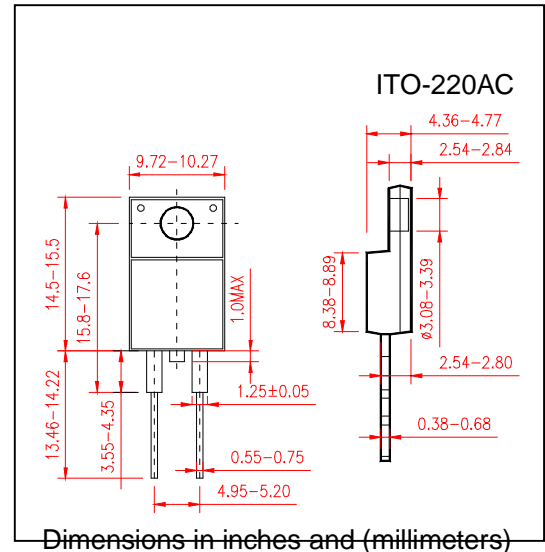
CURRENT 8.0 Amperes

FEATURES

- Plastic package has Underwriters Laboratory Flammability Classification 94V-O utilizing Flame Retardant Epoxy Molding Compound
- Exceeds environmental standards of MIL-S-19500/228
- Low power loss, high efficiency
- Low forward voltage ,high current capability
- High surge capacity
- For use in low voltage, high frequency inverters free wheeling, and polarity protection applications

MECHANICAL DATA

- Case: ITO-220AC full molded plastic package
- Terminals : Lead soldersble per MIL-STD-202,, Method 208
- Polarity: As marked
- Mounting Position: Any
- Weight: 0.08ounce, 2.24 gram



MAXIMUM RATINGS AND ELECTRICAL CHARACTERISTICS

- Ratings at 25°C ambient temperature unless otherwise specified
- Single Phase, half wave, 60Hz, resistive or inductive load
- For capacitive load derate current by 20%

	SYMBOLS	SRF 820	SRF 830	SRF 835	SRF 840	SRF 845	SRF 850	SRF 860	SRF 880	SRF 8100	SRF 8150	SRF 8200	UNIT
Maximum Repetitive Peak Reverse Voltage	V_{RRM}	20	30	35	40	45	50	60	80	100	150	200	Volts
Maximum RMS Voltage	V_{RMS}	14	21	25	28	32	35	42	56	70	105	140	Volts
Maximum DC Blocking Voltage	V_{DC}	20	30	35	40	45	50	60	80	100	150	200	Volts
Maximum Average Forward Rectified Current At $T_c=100^\circ\text{C}$	$I_{(AV)}$	8.0											Amps
Peak Forward Surge Current 8.3ms single half sine wave superimposed on rated load (JEDEC method)	I_{FSM}	150											Amps
Maximum Forward Voltage at 8.0A per element	V_F	0.65			0.75			0.85					Volts
Maximum DC Reverse Current at rated DC Blocking Voltage per element	$T_c = 25^\circ\text{C}$	0.5											mA
	$T_c = 100^\circ\text{C}$	50											
Typical Junction Capacitance (Note 2)	C_j	400											pF
Typical Thermal Resistance (Note 1)	$R_{\theta JC}$	4.0											$^\circ\text{C}/\text{W}$
Operating and Storage Temperature Range	$T_J T_{STG}$	(-55 to +150)											$^\circ\text{C}$

Notes:

1. Thermal Resistance Junction to CASE
2. Measure at $V_R=4\text{V}$ and $f=1\text{MHz}$



SCHOTTKY BARRIER RECTIFIER

SRF820 THRU SRF8100

VOLTAGE RANGE 20 to 100 Volts
CURRENT 8.0 Ampere

RATING AND CHARACTERISTIC CURVES SRF820 THRU SRF8100

FIG.1-TYPICAL FORWARD CURRENT DERATING CURVE

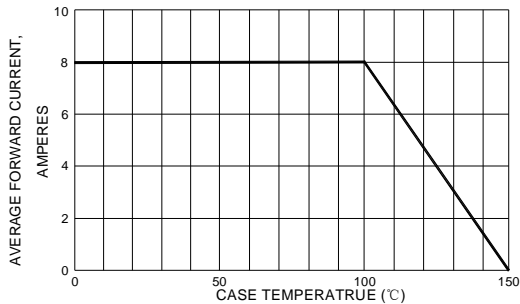


FIG.3-TYPICAL INSTANTANEOUS FORWARD CHARACTERISTIC

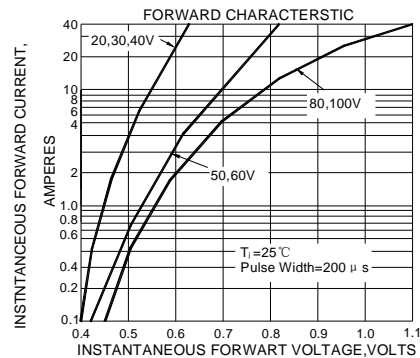


FIG.2-TYPICAL REVERSE CHARACTERISTICS

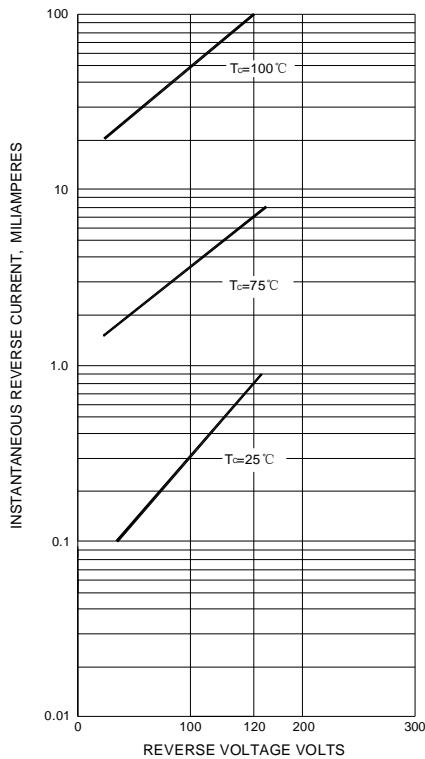


FIG.4-MAXIMUM NON-REPETITIVE SURGE CURRENT

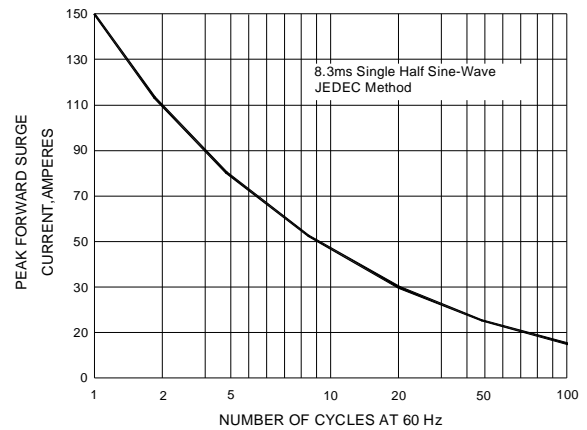


FIG.5-TYPICAL JUNCTION CAPACITANCE

