



# Frontier Electronics Corp.

667 E. COCHRAN STREET, SIMI VALLEY, CA 93065

TEL: (805) 522-9998 FAX: (805) 522-9989

E-mail: [frontiersales@frontierusa.com](mailto:frontiersales@frontierusa.com)

Web: <http://www.frontierusa.com>

## SUPER SWITCHING CHIP DIODE

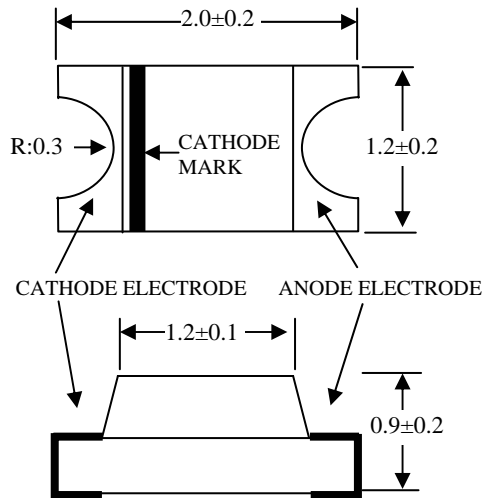
### SSD355-LFR

#### FEATURES

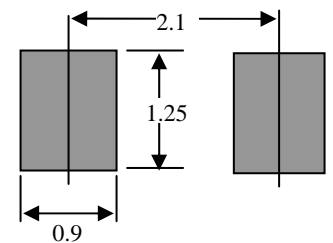
- SUPER SWITCHING
- CHIP DIODE SIZE
- LOW STORED CHARGE
- ROHS

#### MECHANICAL DATA

- CASE: SOD-323 MINI MELF, DIMENSIONS IN MILLIMETERS
- TERMINALS: SOLDERABLE PER MIL-STD 750 METHOD 2026
- POLARITY: CATHODE INDICATED BY COLOR BAND



#### Recommended Land Pattern Dimensions



RATINGS	SYMBOL	SSD355-LFR	UNITS
CONTINUOUS REVERSE VOLTAGE	$V_R$	100	V
RECTIFIED CURRENT ( AVERAGE ) HALF WAVE RECTIFICATION WITH RESIST LOAD AT $T_{amb} = 25^\circ\text{C}$ AND $f \geq 50\text{HZ}$ ( NOTE 1 )	$I_O$	100	mA
SURGE FORWARD CURRENT AT $T < 1\text{ s}$ AND $T_J = 25^\circ\text{C}$	$I_{FSM}$	500	mA
POWER DISSIPATION AT $T_{amb}=25^\circ\text{C}$	$P_{TOT}$	350	mW
JUNCTION TEMPERATURE	$T_J$	175	$^\circ\text{C}$
STORAGE TEMPERATURE RANGE	$T_S$	- 55 TO + 175	$^\circ\text{C}$

CHARACTERISTICS $T_J=25^\circ\text{C}$	SYMBOL	MIN	TYP	MAX	UNITS
FORWARD VOLTAGE AT $I_F=100\text{mA}$	$V_F$	-	-	1	V
LEAKAGE CURRENT					
AT $V_R=25\text{V}$	$I_R$	-	-	30	nA
AT $V_R=80\text{V}$	$I_R$	-	-	0.1	$\mu\text{A}$
REVERSE BREAKDOWN VOLTAGE TESTED WITH 100 $\mu\text{A}$ PULSES	$V_R$	100	-	-	V
CAPACITANCE AT $V_F=V_R=0$ , $f = 1.0\text{ MHz}$	$C_D$	-	-	1.5	PF
REVERSE RECOVERY TIME FROM $I_F=10\text{mA}$ TO $I_R=1\text{mA}$ $V_R=6\text{V}$ $R_L=100\Omega$	$T_{RR}$	-	-	4	nS
THERMAL RESISTANCE JUNCTION TO AMBIENT AIR ( NOTE 1 )	$R_{THA}$	-	-	0.35	K / mW

NOTE : 1. LEADS KEPT AT AMBIENT TEMP.

# RATINGS AND CHARACTERISTIC CURVE SSD355-LFR

Fig. 1-REVERSE CHARACTERISTICS

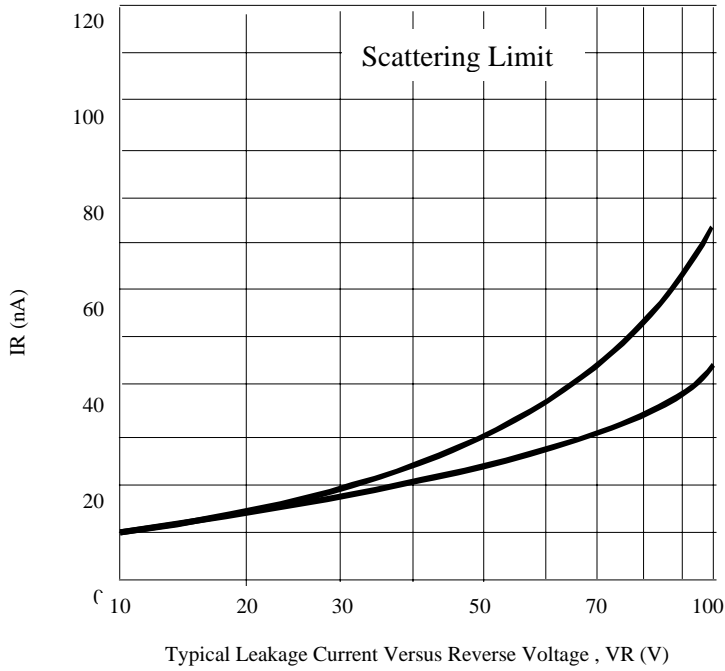
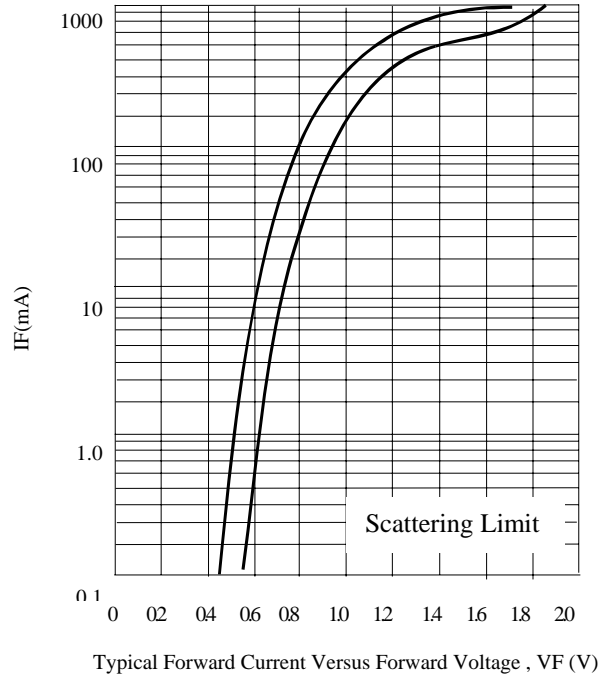


Fig. 2-FORWARD CHARACTERISTICS



## ODES CAPACITANCE

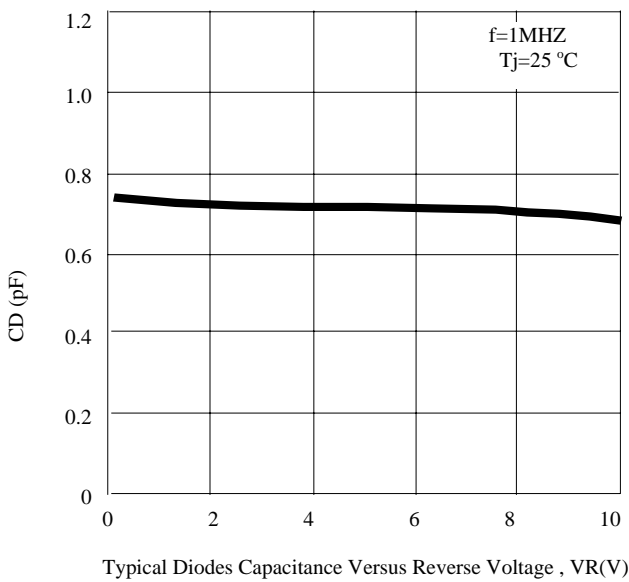


Fig. 4-DERATING CURVE

