

φ5.0(T-1 3/4) Circular Type High Brightness Type <Viewing Angle 2θ1/2 : 12°>



SLA-580 Series

Emitting Color	Blue		Green		Green(Yellowish Green)
Material	InGaN on SiC				GaP
Emitting Surface Dimension(mm)					
Part No.	SLA580BC4T	SLA580BCT	SLA580EC4T	SLA580ECT	SLA-580MT

note) "*" will be taken out for emitting color B/E series.

Absolute Maximum Ratings (Ta=25°C)

Part No.	Emitting color	Power dissipation P _D (mW)	Forward current I _F (mA)	Peak forward current * I _{FP} (mA)	Reverse voltage V _R (V)	Operating temperature T _{opr} (°C)	Storage temperature T _{stg} (°C)
SLA580BC4T	Blue	120	30	100*1	5	-20 to +80	-30 to +100
SLA580BCT							
SLA580EC4T	Green	75	25	60*2	4	-25 to +85	
SLA580ECT							
SLA-580MT	Green (Yellowish Green)						

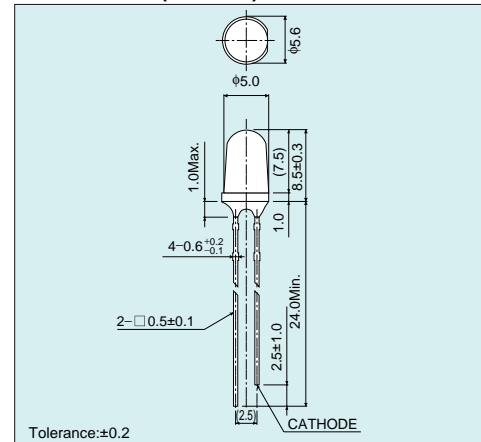
*1: Duty ≤ 1/10, 1kHz

*2: Duty ≤ 1/5, pulse width ≤ 1ms.

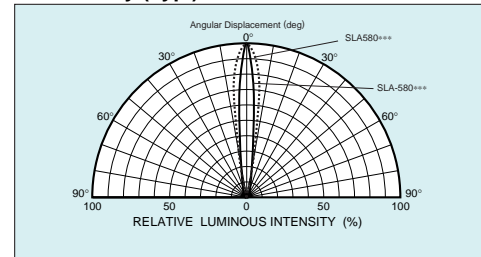
Electrical Optical Characteristics (Ta=25°C)

Part No.	Resin Color	Forward voltage V _F		Reverse current I _R		Light wavelength		Brightness I _v			
		Typ. (V)	I _F (mA)	Max. (μA)	V _R (V)	Peak λ _p Typ. (nm)	Half-wave Δλ Typ. (nm)	I _F (mA)	Min. (mcd)	Typ. (mcd)	I _F (mA)
SLA580BC4T	Transparent Colorless	3.2	20	100	5	468	26	20	610	1500	20
SLA580BCT		3.3							900	2500	
SLA580EC4T		3.2	10	4	563	40	2000	4500			
SLA580ECT		3.3					3000	8000			
SLA-580MT		2.3					200	470			

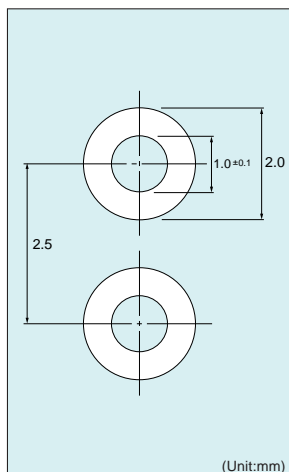
Dimensions (Unit:mm)



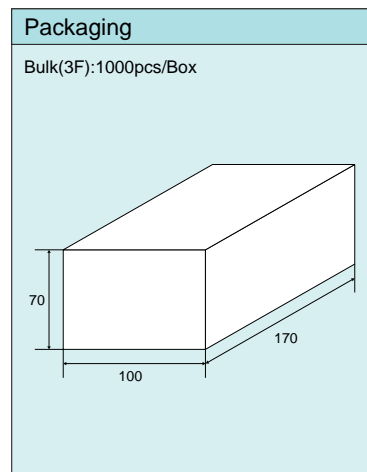
Directivity (Typ.)



Recommended Pad Layout



Packaging Specifications (Unit:mm)

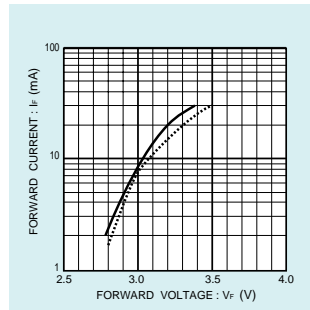


Note) The design and specifications are subject to change without prior notice. Before ordering or using, please check the latest technical specifications.

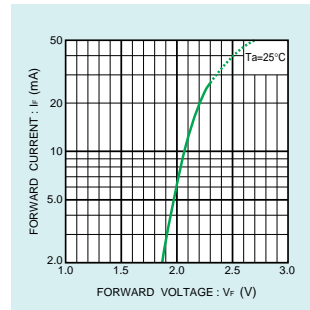
Rev.C

Electrical Characteristic Curves

Forward Current - Forward Voltage

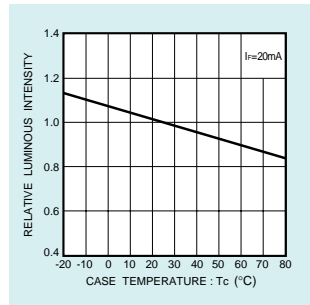


..... SLA580BCT
 SLA580ECT
 — SLA580BC4T
 SLA580EC4T

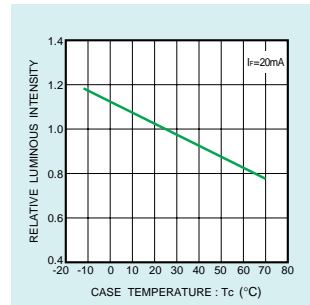


— SLA-580MT

Relative Luminous Intensity - Case Temperature

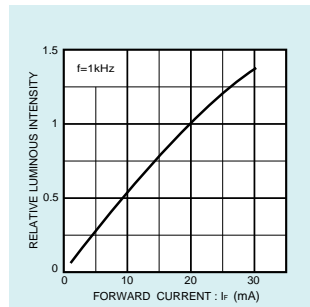


— SLA580BCT
 SLA580ECT
 SLA580BC4T
 SLA580EC4T

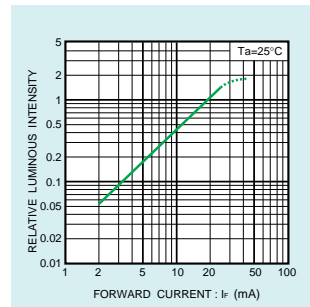


— SLA-580MT

Relative Luminous Intensity - Forward Current

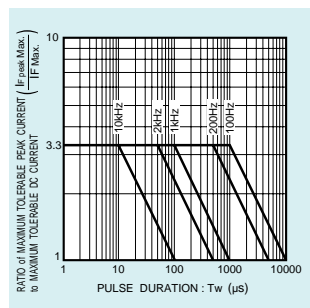


— SLA580BCT
 SLA580ECT
 SLA580BC4T
 SLA580EC4T

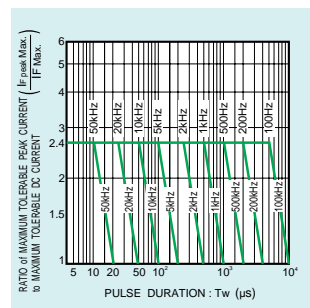


— SLA-580MT

Ratio of Maximum Tolerable Peak Current - Pulse Duration

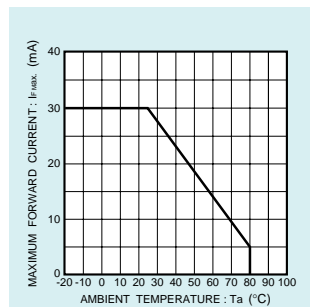


— SLA580BCT
 SLA580ECT
 SLA580BC4T
 SLA580EC4T

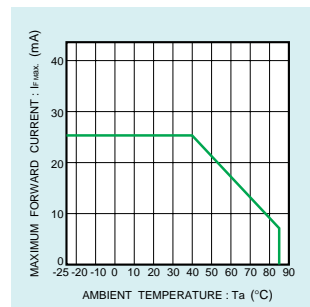


— SLA-580MT

Derating



— SLA580BCT
 SLA580ECT
 SLA580BC4T
 SLA580EC4T



— SLA-580MT

Notes

- No technical content pages of this document may be reproduced in any form or transmitted by any means without prior permission of ROHM CO.,LTD.
- The contents described herein are subject to change without notice. The specifications for the product described in this document are for reference only. Upon actual use, therefore, please request that specifications to be separately delivered.
- Application circuit diagrams and circuit constants contained herein are shown as examples of standard use and operation. Please pay careful attention to the peripheral conditions when designing circuits and deciding upon circuit constants in the set.
- Any data, including, but not limited to application circuit diagrams information, described herein are intended only as illustrations of such devices and not as the specifications for such devices. ROHM CO.,LTD. disclaims any warranty that any use of such devices shall be free from infringement of any third party's intellectual property rights or other proprietary rights, and further, assumes no liability of whatsoever nature in the event of any such infringement, or arising from or connected with or related to the use of such devices.
- Upon the sale of any such devices, other than for buyer's right to use such devices itself, resell or otherwise dispose of the same, no express or implied right or license to practice or commercially exploit any intellectual property rights or other proprietary rights owned or controlled by
- ROHM CO., LTD. is granted to any such buyer.
- Products listed in this document are no antiradiation design.

The products listed in this document are designed to be used with ordinary electronic equipment or devices (such as audio visual equipment, office-automation equipment, communications devices, electrical appliances and electronic toys).

Should you intend to use these products with equipment or devices which require an extremely high level of reliability and the malfunction of which would directly endanger human life (such as medical instruments, transportation equipment, aerospace machinery, nuclear-reactor controllers, fuel controllers and other safety devices), please be sure to consult with our sales representative in advance.

It is our top priority to supply products with the utmost quality and reliability. However, there is always a chance of failure due to unexpected factors. Therefore, please take into account the derating characteristics and allow for sufficient safety features, such as extra margin, anti-flammability, and fail-safe measures when designing in order to prevent possible accidents that may result in bodily harm or fire caused by component failure. ROHM cannot be held responsible for any damages arising from the use of the products under conditions out of the range of the specifications or due to non-compliance with the NOTES specified in this catalog.

Thank you for your accessing to ROHM product informations.

More detail product informations and catalogs are available, please contact your nearest sales office.

ROHM Customer Support System

THE AMERICAS / EUROPE / ASIA / JAPAN

www.rohm.com

Contact us : webmaster@rohm.co.jp