

ELECTRICAL SPECIFICATIONS:

- 1.0 TURNS RATIO: (P3-P7-P6) : (J3-J6) : 1CT : 1CT ±3%
(P1-P4-P5-P2) : (J1-J2) : 1CT : 1CT ±3%
- 2.0 INDUCTANCE: (P3-P6) : 400uH MIN. @ 0.1V, 100KHz, 8mA DC Bias
(J1-J2) : 400uH MIN. @ 0.1V, 100KHz, 8mA DC Bias
- 3.0 LEAKAGE INDUCTANCE: P3-P6 (WITH J6 AND J3 SHORT) : 0.3uH MAX. @ 1MHz
P2-P1 (WITH J2 AND J1 SHORT) : 0.3uH MAX. @ 1MHz
- 4.0 INTERWINDING CAPACITANCE: (P3,P6,P7) TO (J6,J3) : 30pf MAX @ 1MHz
(P2,P4,P5,P1) TO (J2,J1) : 30pf MAX @ 1MHz
- 5.0 DC RESISTANCE: (J6-J3)=(J2-J1) : 1.2 ohms Max.

Bel Stewart Connector
11118 Susquehanna Trail, South
Glen Rock, Pa 17327-9199
717.234.7512

MagJack
<http://www.stewartconnector.com>

THIS DRAWING AND THE SUBJECT MATTER SHOWN THEREON ARE CONFIDENTIAL AND PROPERTY OF BEL STEWART CONNECTOR AND SHALL NOT BE REPRODUCED, COPIED, OR USED IN ANY MANNER WITHOUT PRIOR WRITTEN CONTENT OF BEL STEWART CONNECTOR. THE SUBJECT MATTER MAY BE PATENTED OR A PATENT MAY BE PENDING.

SHEET 1 OF 4

DRAWING NO. SI-70005 REV. 09

- 6.0 RETURN LOSS: (J3-J6)=100 OHMS AND (P1-P2)=100 OHM REF.
 1MHz TO 30MHz : -20dB MIN.
 30MHz TO 60MHz : $-(19-20\text{LOG}(f/30\text{MHz}))$ MIN
 80MHz : -12dB MIN.
- NOTE: 100 OHMS CONNECTED TO (J2-J1) OR (P6-P3).
- 7.0 DIELECTRIC WITHSTAND: (J1, J2) TO (P1, P2) : 1500 RMS
 (J3, J6) TO (P3,P6) : 1500 RMS
- 8.0 INSERTION LOSS: RS=RL=100 ohms : -1 dB MAX
 1MHz TO 65MHz
- 9.0 RISE TIME: RS=100 OHMS AND RL = 100 OHMS : 3.0 nS MAX
 OUTPUT VOLTAGE = 1 V peak : 3.0 nS MAX
 PULSE WIDTH= 112nS
- 10.0 CROSS TALK: 1-65 MHz : -35 dB MIN.
- 11.0 COMMON TO COMMON MODE ATTENUATION: 30MHz TO 100MHz : -30 dB MIN
 100MHz TO 130MHz : -20 dB MIN

Bel Stewart Connector
 11118 Susquehanna Trail, South
 Glen Rock, Pa 17327-9199
 717.234.7512


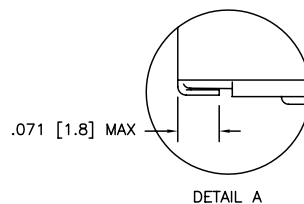
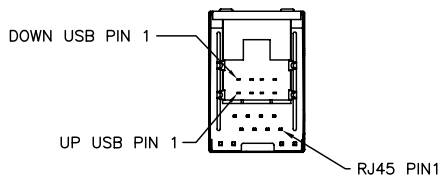
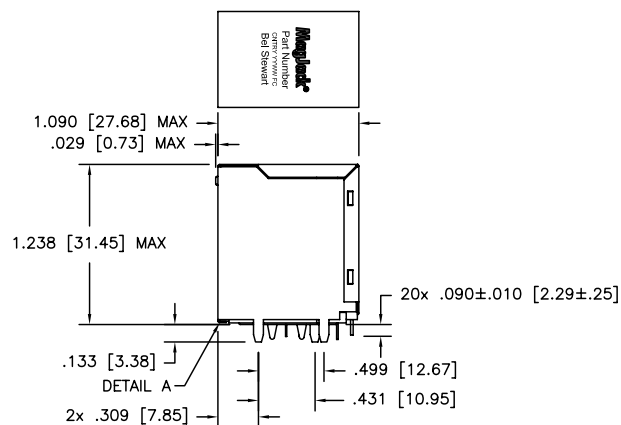
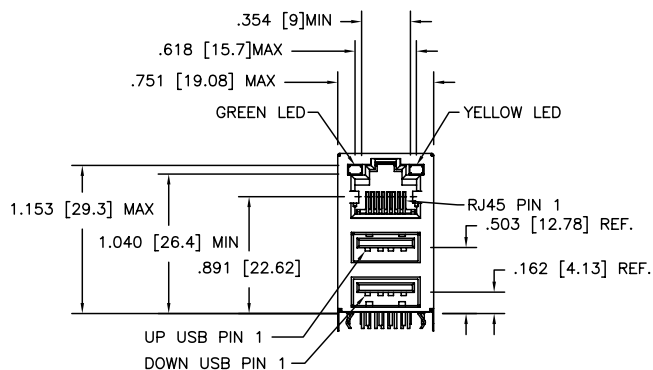
MagJack[®]

<http://www.stewartconnector.com>

THIS DRAWING AND THE SUBJECT MATTER SHOWN THEREON ARE CONFIDENTIAL AND PROPERTY OF BEL STEWART CONNECTOR AND SHALL NOT BE REPRODUCED, COPIED, OR USED IN ANY MANNER WITHOUT PRIOR WRITTEN CONTENT OF BEL STEWART CONNECTOR. THE SUBJECT MATTER MAY BE PATENTED OR A PATENT MAY BE PENDING.

SHEET 2 OF 4

DRAWING NO. SI-70005 REV. 09



NOTES:

- 1.0 TOLERANCE COMPLY WITH FCC DIMENSION REQUIREMENTS.
- 2.0 PIN NOT ELECTRICALLY CONNECTED MAY BE OMITTED. SEE ELECTRICAL DRAWING FOR OMITTED PINS.
- 3.0 MATERIAL:
 PLASTIC: UL94V-0
 TERMINAL USB: PLATING PER USB SPEC 2.0
 TERMINAL RJ45: 50 MICROINCHES Au OVER 50 MICROINCHES Ni OVER PHOSBRONZE SHIELD, BOTH USB AND RJ45: BRASS PLATED W/EITHER Ni OR TIN-LEAD
- 4.0 GENERAL TOLERANCE: ±.005 [.127]
- 5.0 INSERTION FORCE RJ45: 9.0 lbs MAX
 INSERTION FORCE USB: 7.7 lbs MAX
- 6.0 WITHDRAW FORCE RJ45: 2.9 lbs MIN
 WITHDRAW FORCE USB: 2.2 lbs MIN
- 7.0 DURABILITY FORCE RJ45: 1000 INSERTIONS
 DURABILITY FORCE USB: 1500 INSERTIONS

Bel Stewart Connector
 11118 Susquehanna Trail, South
 Glen Rock, Pa 17327-9199
 717.234.7512

MagJack[®]

<http://www.stewartconnector.com>

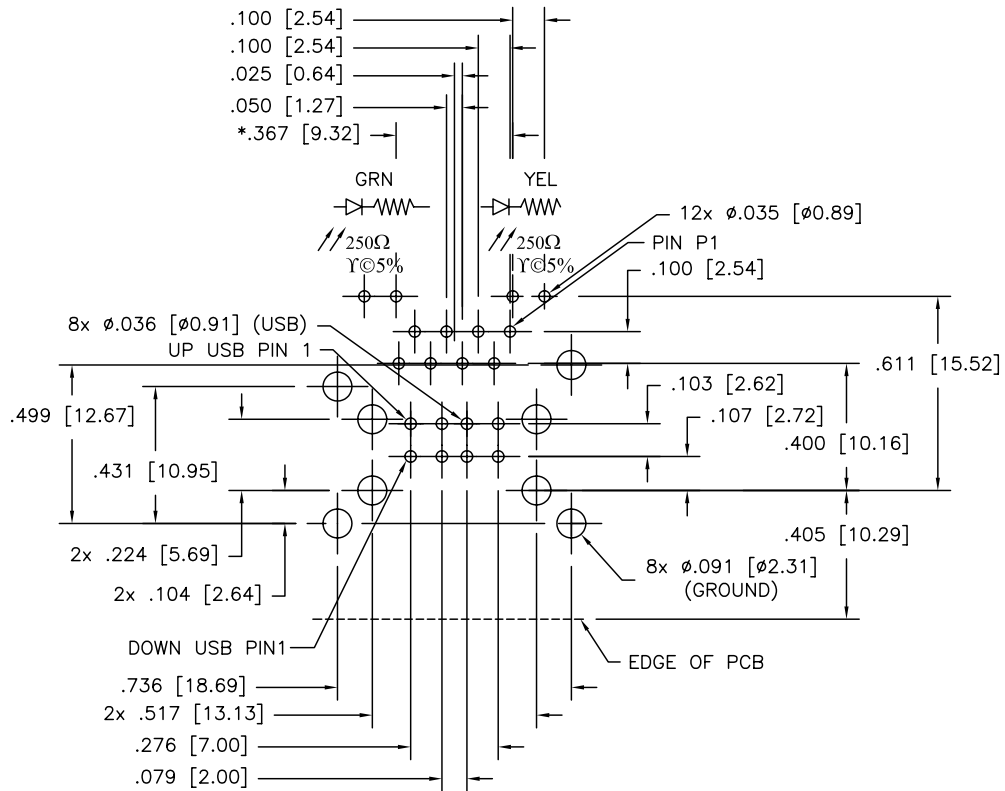
THIS DRAWING AND THE SUBJECT MATTER SHOWN THEREON ARE CONFIDENTIAL AND PROPERTY OF BEL STEWART CONNECTOR AND SHALL NOT BE REPRODUCED, COPIED, OR USED IN ANY MANNER WITHOUT PRIOR WRITTEN CONTENT OF BEL STEWART CONNECTOR. THE SUBJECT MATTER MAY BE PATENTED OR A PATENT MAY BE PENDING.

SHEET 3 OF 4

DRAWING NO.

SI-70005

REV 04



PC BOARD LAYOUT COMPONENT SIDE SHOWN
 TOLERANCE: \pm .003 [.08] UNLESS OTHERWISE SPECIFIED

Bel Stewart Connector
 11118 Susquehanna Trail, South
 Glen Rock, Pa 17327-9199
 717.234.7512

MagJack

<http://www.stewartconnector.com>

THIS DRAWING AND THE SUBJECT MATTER SHOWN THEREON ARE CONFIDENTIAL AND PROPERTY OF BEL STEWART CONNECTOR AND SHALL NOT BE REPRODUCED, COPIED, OR USED IN ANY MANNER WITHOUT PRIOR WRITTEN CONTENT OF BEL STEWART CONNECTOR. THE SUBJECT MATTER MAY BE PATENTED OR A PATENT MAY BE PENDING.

SHEET 4 OF 4

DRAWING NO.

SI-70005

REV. 04