



Sparkle Power Inc.
 A Leading Power Supply Manufacturer
 Web site: www.sparklepower.com

ATX-450PA (RoHS Compliant) **450 Watts ATX12V-2.2 Switching Power Supply**

Features

- Complied with ATX12V standard
- High efficiency and reliability, low noise and ripple
- Compatible with European Union Directive 2002/95/EC (Restriction on Hazardous Substances).
- Remote ON/OFF function
- Internal 12V DC fan included
- Noise Killer (thermal fan speed control function)
- Output over voltage, short circuit, and over current protection
- 100% Hi-pot, ATE, and burn-in tested
- Re-settable power shut down
- Complies with FCC part 15 subpart J class B 115Vac operation, and CISPR 22 class B at 230Vac operation
- Approved by UL60950, CSA C22.2 NO. 60950, TUV EN60950 or VDE EN60950, NEMKO EN60950 (CB Report)

Input Characteristics

Input Range: $\pm 10\%$ of 115Vrms/57~63Hz or 230Vrms/47~53Hz,
 Manual Selection

Input Current: 10A (RMS) @ 115Vac, 5A (RMS) @ 230Vac

Inrush Current: No Damage

Output Characteristics

Output Voltage	Minimum Load	Normal Load	Maximum Load	Peak Load	Load Reg.	Line Reg.	Ripple & Noise
+3.3V	0.5A	17.4A	22.0A		$\pm 5\%$	$\pm 1\%$	50mV P-P
+5V	0.3A	11.8A	15.0A		$\pm 5\%$	$\pm 1\%$	50mV P-P
+12V1	1.0A	12.6A	18.0A		$\pm 5\%$	$\pm 1\%$	100mV P-P
+12V2	1.0A	14.2A	18.0A	19.0A	$\pm 5\%$	$\pm 1\%$	100mV P-P
-12V	0.0A	0.3A	0.3A		$\pm 10\%$	$\pm 2\%$	100mV P-P
+5Vsb	0.0A	1.0A	2.5A		$\pm 5\%$	$\pm 1\%$	50mV P-P

*+3.3V and +5V total output not exceed 145W

*+12V1 and +12V2 total output not exceed 360W, +3.3V & +5V & 12V1 & 12V2 total output not exceed 433W

*+12V2 Peak loading, Min Voltage during peak is >11.0Vdc

* Total output for this subject power supply is 450W

Sparkle Power Inc.
Main Office
 1000 Rock Avenue
 San Jose, CA 95131
 TEL: 408-519-8888
 FAX: 408-519-9999
 E-MAIL: info@sparklepower.com

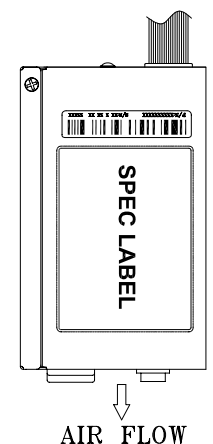
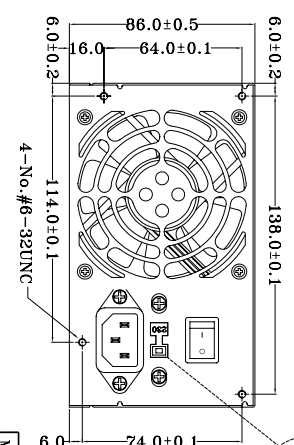
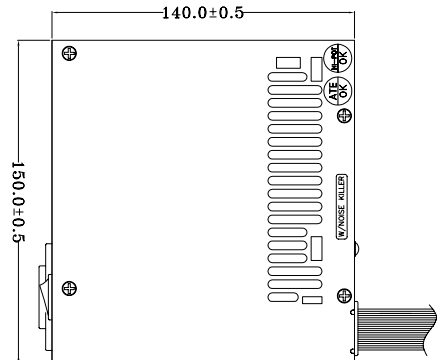
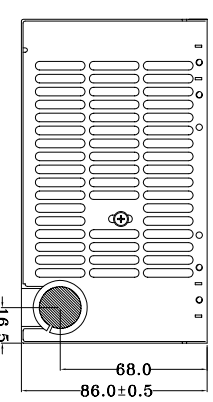
Sparkle Power Inc.
Los Angeles Office
 17071 Green Drive
 City of Industry, CA 91745
 TEL: 626-839-7180
 FAX: 626-839-3395



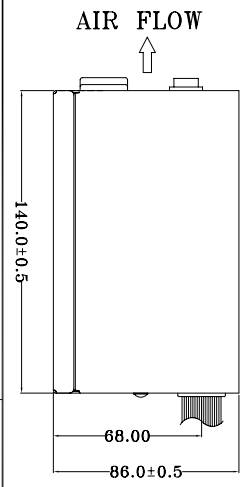
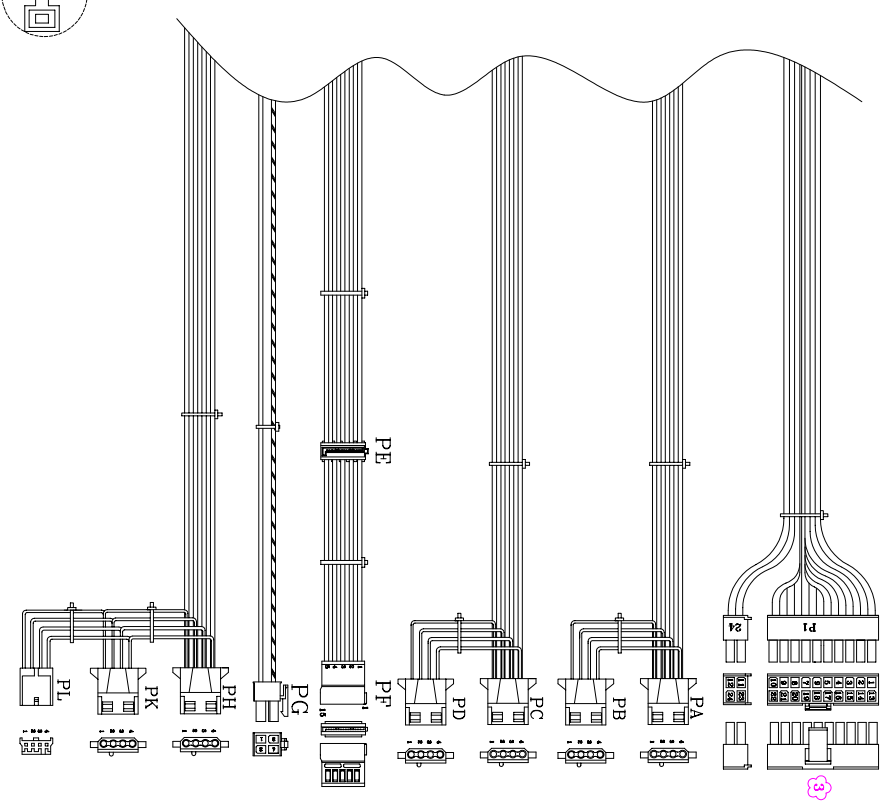
Specification

- **Temperature Range:** Operating: 0°C ~ +50°C, Full load at 25°C, De-rate 2W/°C from 25°C to 50°C;
- **Storage & shipping:** -20°C ~ +65°C
- **Humidity:** 5 ~ 95% on operating and storage
- **Dielectric Withstand:** Primary frame ground 1800V AC for 1 second
- **Efficiency:** 70% minimum measured at normal AC mains voltage and frequency with full load
- **Rise time:** Less than 20ms
- **Hold-up Time:** 12ms minimum at nominal input voltage
- **Power Good Signal:** Power on delay time 100 ~ 500ms, off delay 1ms minimum (TTL and CMOS compatible)
- **Leakage Current:** Less than 3.5mA
- **MTBF:** 100,000 hours on maximum load at +25°C
- **Dimensions (LxWxH):** 140x150x86mm/5.5x5.9x3.4inch

REP. ID.	PIN NO.	SIGNAL	WIRE COLOR	GAUGE	CONNECTOR TYPE	CABLE LENGTH
P1	1	+3.3VDC	ORANGE	18	AMP 1-480424-0300+30mm or EKVV	150±15mm
	2	+5VDC	ORANGE	18		
	3	COM	BLACK	18		
	4	+5VDC	RED	18		
	5	COM	BLACK	18		
	6	+5VDC	RED	18		
	7	COM	BLACK	18		
	8	PW-OK	GRAY	24		
	9	+5Vsb	PURPLE	18		
	10	+12VDC	YELLOW	18		
	11	+12VDC	YELLOW	18		
	12	+3.3VDC	ORANGE	20		
	13	+3.3VDC	BROWN	24		
	14	COM	BLACK	18		
	15	COM	BLACK	18		
	16	PS-ON	GREEN	24		
	17	COM	BLACK	18		
	18	COM	BLACK	18		
	19	COM	BLACK	18		
	20	COM	BLACK	18		
PA	1	+12V	BLACK	18	AMP 1-480424-0300+30mm or EKVV	150±15mm
	2	COM	BLACK	18		
	3	COM	BLACK	18		
	4	+5V	RED	18		
PC	1	+12V	YELLOW	18	AMP 1-480424-0150±15mm or EKVV	150±15mm
	2	COM	BLACK	18		
	3	COM	BLACK	18		
	4	+5V	RED	18		
PD	1	+12V	YELLOW	18	AMP 1-480424-0150±15mm or EKVV	150±15mm
	2	COM	BLACK	18		
	3	COM	BLACK	18		
	4	+5V	RED	18		
PE	1	COM	BLACK	18	AMP 1-480424-0300+30mm or EKVV	150±15mm
	2	COM	BLACK	18		
	3	+12V	YELLOW	18		
	4	+3.3VDC	ORANGE	18		
PF	1	+12V	YELLOW	18	AMP 1-480424-0300+30mm or EKVV	150±15mm
	2	COM	BLACK	18		
	3	+5V	RED	18		
	4	COM	BLACK	18		
PG	1	+12V	YELLOW	18	AMP 1-480424-0300+30mm or EKVV	150±15mm
	2	COM	BLACK	18		
	3	+12V	YELLOW	18		
	4	VER/BK	BLACK	18		
PH	1	+12V	YELLOW	18	AMP 1-480424-0250+30mm or EKVV	150±15mm
	2	COM	BLACK	18		
	3	COM	BLACK	18		
	4	+5V	RED	18		
PK	1	+12V	YELLOW	18	AMP 1-480424-0150±15mm or EKVV	150±15mm
	2	COM	BLACK	18		
	3	COM	BLACK	18		
	4	+12V	YELLOW	18		
PL	1	+12V	YELLOW	18	AMP 171822-4 or EKVV	150±15mm
	2	COM	BLACK	18		
	3	COM	BLACK	22		
	4	+5V	RED	22		



NOTE:
1. ALL THE LENGTH OF OUTPUT WIRES EXCLUDE HOUSING.
2. 產地標識作業務指示加印。



P/N.:9PX4500300

MODEL NO.: ATX-450PA	TITLE: ASSY	SHEET: 1 OF 1	REV:03
APPROVE	PE	DRAWN	DATE
		曾凡正	JAN.10.2006
INTERIOR COUNTERSIGN:			