

Test Cables

New!

CBL-SERIES

50Ω DC to 18 GHz


Features

- wideband coverage, DC to 18 GHz
- extra rugged construction with strain relief for longer life
- stainless steel SMA and Type N connectors for long mating-cycle life
- useful over temperature range, -55°C to 105°C
- triple shield cable for excellent shielding effectiveness
- flexible for easy connection & bend radius
- superior stability of insertion loss, VSWR & phase vs. flexing
- 6 month guarantee*

Applications

- high volume production test stations
- research & development labs
- environmental & temperature test chambers
- replacement for OEM test port cables
- field RF testing
- cellular infrastructure site testing

IN STOCK



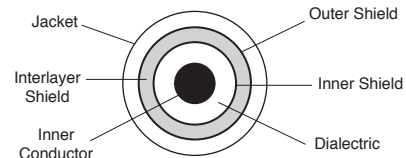
Electrical Specifications at 25°C

MODEL NO.	CONNECTOR TYPE (MALE)		FREQ. (GHz) f _L -f _U	LENGTH (FT)	INSERTION LOSS (dB)								RETURN LOSS (dB)								CASE STYLE	PRICE \$ Qty. (1-9)
	CONN 1	CONN 2			DC-2.5 GHz		2.5-6 GHz		6-12 GHz		12-18 GHz		DC-2.5 GHz		2.5-6 GHz		6-12 GHz		12-18 GHz			
					Typ.	Max.	Typ.	Max.	Typ.	Max.	Typ.	Max.	Typ.	Min.	Typ.	Min.	Typ.	Min.	Typ.	Min.		
CBL-2FT-SMSM	SMA	SMA	DC-18	2	0.4	0.6	0.7	0.85	1.1	1.25	1.4	1.6	30	23	30	20	27	17	27	17	GM1006-2	69.95
CBL-3FT-SMSM	SMA	SMA	DC-18	3	0.6	0.8	1.0	1.2	1.5	1.8	1.9	2.25	30	23	30	20	27	17	27	17	GM1006-3	72.95
CBL-6FT-SMSM	SMA	SMA	DC-18	6	1.2	1.4	2.0	2.2	3.0	3.35	3.8	4.3	30	23	30	20	27	17	22	17	GM1006-6	79.95
CBL-2FT-SMNM	SMA	N-TYPE	DC-18	2	0.4	0.6	0.7	0.9	1.1	1.25	1.4	1.6	30	23	30	20	27	17	27	17	GM1105-2	99.95
CBL-3FT-SMNM	SMA	N-TYPE	DC-18	3	0.6	0.8	1.0	1.3	1.5	1.8	1.9	2.25	30	23	30	20	27	17	27	17	GM1105-3	104.95
CBL-6FT-SMNM	SMA	N-TYPE	DC-18	6	1.2	1.4	2.0	2.3	3.0	3.35	3.8	4.3	30	23	30	20	27	17	22	17	GM1105-6	114.95
CBL-2FT-NMNM	N-TYPE	N-TYPE	DC-18	2	0.4	0.6	0.7	0.85	1.1	1.25	1.4	1.6	30	23	30	20	27	17	27	17	GM1106-2	102.95
CBL-3FT-NMNM	N-TYPE	N-TYPE	DC-18	3	0.6	0.8	1.0	1.2	1.5	1.8	1.9	2.25	30	23	30	20	27	17	27	17	GM1106-3	105.95
CBL-6FT-NMNM	N-TYPE	N-TYPE	DC-18	6	1.2	1.4	2.0	2.2	3.0	3.35	3.8	4.3	30	23	30	20	27	17	22	17	GM1106-6	112.95

Custom sizes available, consult factory.

Maximum Ratings

Operating Temperature -55°C to 105°C
Storage Temperature -55°C to 105°C



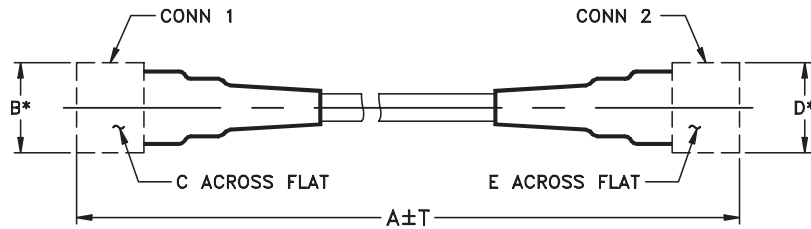
cable cross section

Product Guarantee*

Mini-Circuits® will repair or replace your test cable at its option if the connector attachment fails within six months of shipment. This guarantee excludes cable or connector interface damage from misuse or abuse.

Cable Construction	
Inner Conductor	Solid Silver Plated Copper Clad Steel
Dielectric	Solid PTFE
Shield	Silver-Plated Copper Flat Ribbon Braid Aluminum-Polyimide Tape Interlayer 36 GA Silver-Plated Copper Braid (90%k)
Jacket	Clear FEP
Connectors	
<ul style="list-style-type: none"> • passivated stainless steel • captive contact • thick wall interface (SMA) • gold plated beryllium copper center contacts • PTFE dielectric 	

Outline Drawing

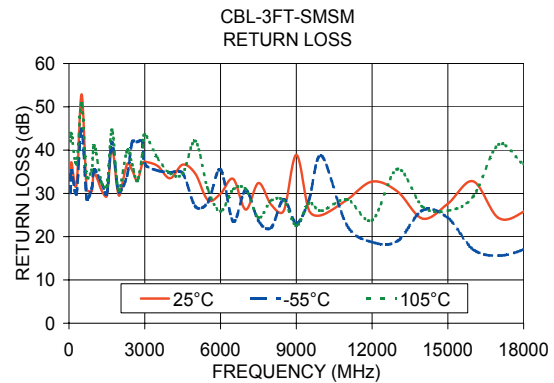
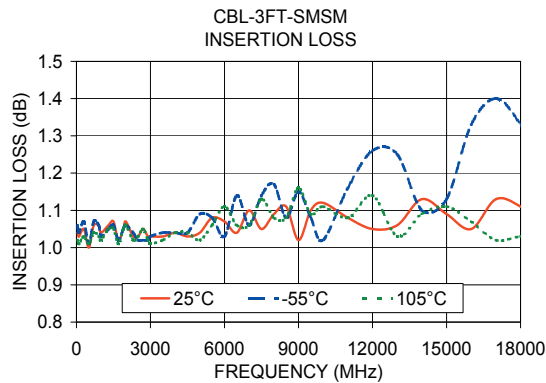


* OVERALL CONNECTOR OR CABLE DIM
[CONNECTOR SHAPE MAY VARY]

Outline Dimensions ($\frac{\text{inch}}{\text{mm}}$)

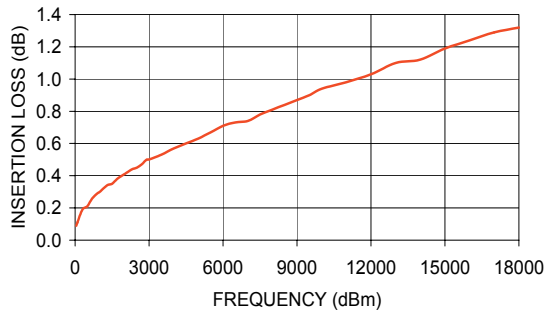
CASE STYLE	A	B	C	D	E	T	WT. GRAMS
GM1006-2	24.0	.42	.312	.42	.312	.24	33
	609.60	10.67	7.92	10.67	7.92	6.10	
GM1006-3	36.0	.42	.312	.42	.312	.36	45
	914.40	10.67	7.92	10.67	7.92	9.14	
GM1006-6	72.0	.42	.312	.42	.312	.72	85
	1828.80	10.67	7.92	10.67	7.92	18.29	
GM1105-2	24.0	.42	.312	.88	.812	.24	64
	609.60	10.67	7.92	22.35	20.62	6.10	
GM1105-3	36.0	.42	.312	.88	.812	.36	76
	914.40	10.67	7.92	22.35	20.62	9.14	
GM1105-6	72.0	.42	.312	.88	.812	.72	116
	1828.50	10.67	7.92	22.35	20.62	18.29	
GM1106-2	24.0	.88	.812	.88	.812	.24	95
	609.60	22.35	20.62	22.35	20.62	6.10	
GM1106-3	36.0	.88	.812	.88	.812	.36	107
	914.40	22.35	20.62	22.35	20.62	9.14	
GM1106-6	72.0	.88	.812	.88	.812	.36	147
	1828.80	22.35	20.62	22.35	20.62	18.29	

Typical Performance Curves Over Temperature

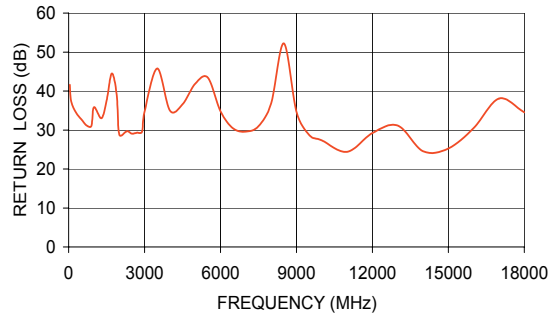


Typical Performance Curves

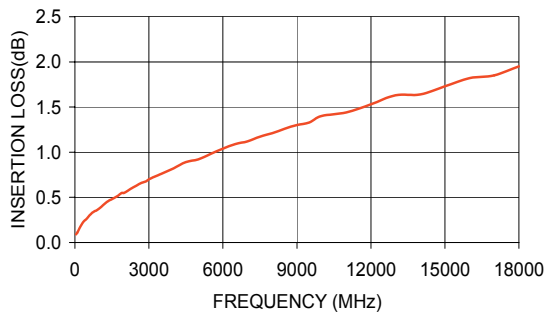
CBL-2FT-SMSM
INSERTION LOSS



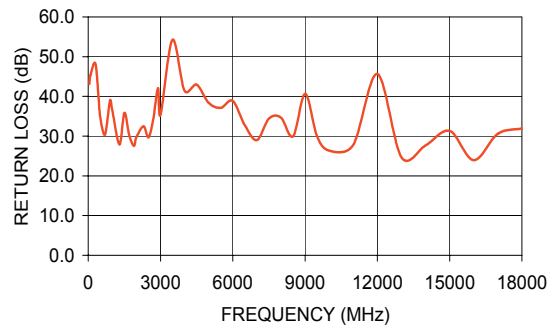
CBL-2FT-SMSM
RETURN LOSS



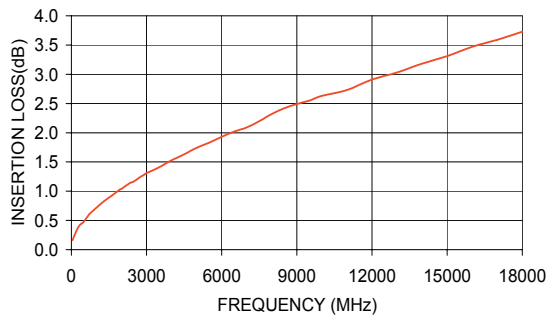
CBL-3FT-SMSM
INSERTION LOSS



CBL-3FT-SMSM
RETURN LOSS



CBL-6FT-SMSM
INSERTION LOSS



CBL-6FT-SMSM
RETURN LOSS

