

BLM□□A Series



The BLM□□A Series ferrite beads provide outstanding electrical characteristics in packages as small as 0402. For noise applications covering a wide frequency range.

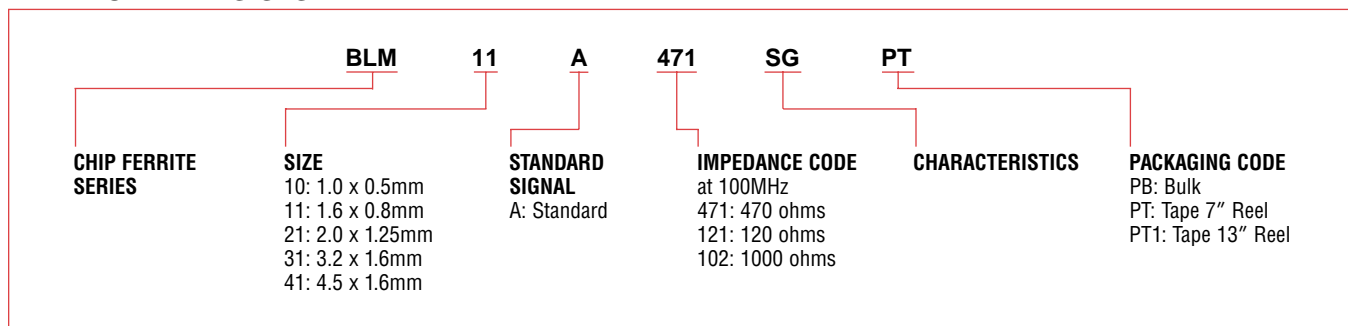
FEATURES

- Suitable for flow and reflow soldering
- Wide temperature range
- High Z characteristics

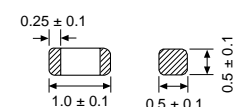
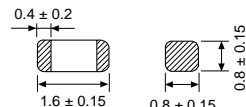
APPLICATIONS

- I/O ports, DC power lines, and Signal lines

PART NUMBERING SYSTEM



SPECIFICATIONS

Dimensions: mm	Part Number	Impedance (Ohms) Typ. @ 100MHz	Rated Current (mA)	DCR (Ohms max.)	Operating Temperature Range
	★BLM10A100S	10	500	0.05	-55 ~ +125°C
	★BLM10A700S	70	200	0.40	
	★BLM10A121S	120		0.50	
	★BLM10A221SG	220	100	0.70	
	★BLM10A601SG	600	50	1.10	
	★BLM10A102SG	1000		1.50	
	★BLM11A121S	120	200	0.2	
	★BLM11A151SG	150		0.25	
	★BLM11A221S	220		0.3	
	★BLM11A331SG	330		0.45	
	★BLM11A471SG	470		0.5	
	★BLM11A601S	600			
	★BLM11A102S	1000		100	0.7

*Available as standard through authorized Murata Electronics Distributors.

SPECIFICATIONS

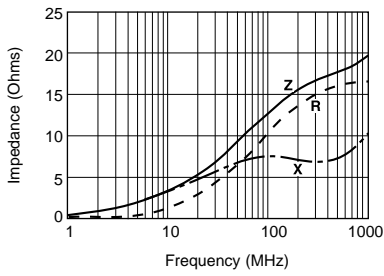
Dimensions: mm	Part Number	Impedance (Ohms) Typ. @ 100MHz	Rated Current (mA)	DCR (Ohms max.)	Operating Temperature Range
	★BLM21A121F	120	200	0.15	-55 ~ +125°C
	★BLM21A151SG	150		0.15	
	★BLM21A221SG	220		0.20	
	★BLM21A331SG	330		0.25	
	★BLM21A401S	400		0.85	
	★BLM21A471SG	470		0.25	
	★BLM21A601F	600		0.3	
	★BLM21A601R	600	500	0.3	-55 ~ +85°C
	★BLM21A601S	600	200	1.1	-55 ~ +125°C
	★BLM21A102F	1000		0.45	
	★BLM21A102S	1000		0.45	-55 ~ +85°C
		★BLM31A260S	26	500	0.05
★BLM31A700S		70	200	0.15	
★BLM31A601S		600		0.90	
	★BLM41A800S	80	500	0.1	-55 ~ +125°C
	★BLM41A151S	150	200	0.5	

*Available as standard through authorized Murata Electronics Distributors.

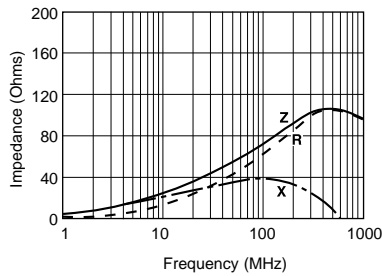
SURFACE MOUNT EMI FILTERS

TYPICAL IMPEDANCE CHARACTERISTICS

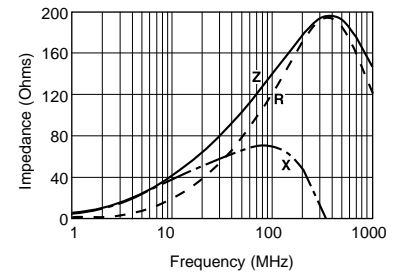
BLM10A100S



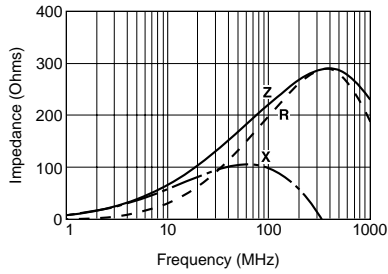
BLM10A700S



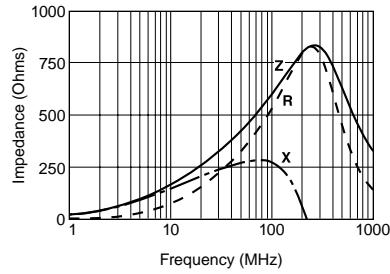
BLM10A121S



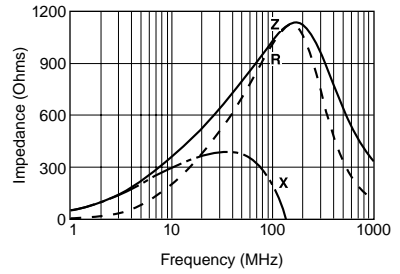
BLM10A221SG



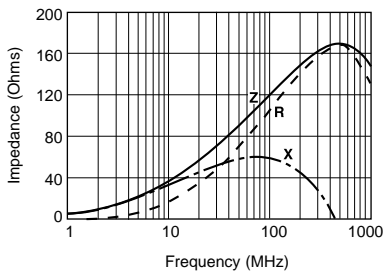
BLM10A601SG



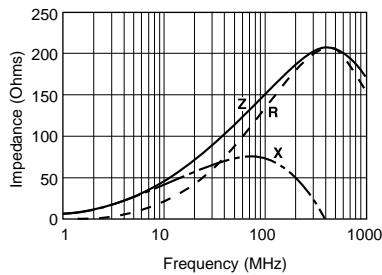
BLM10A102SG



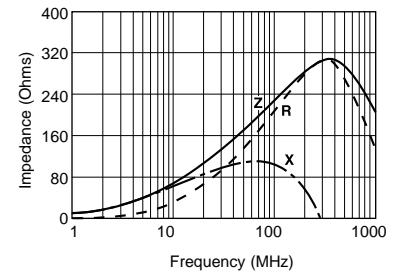
BLM11A121S



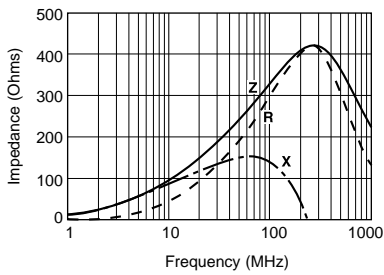
BLM11A151SG



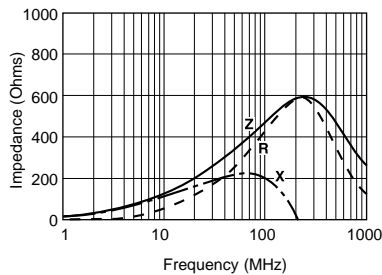
BLM11A221S



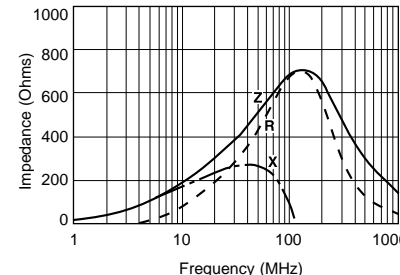
BLM11A331SG



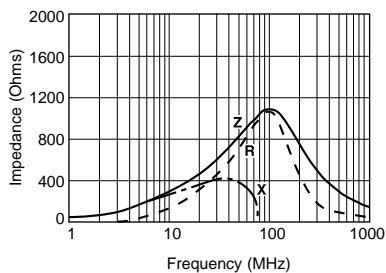
BLM11A471SG



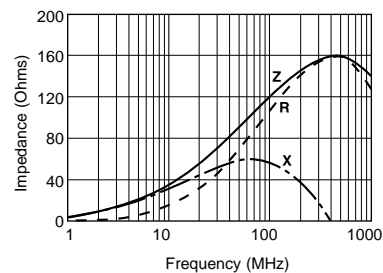
BLM11A601S



BLM11A102S

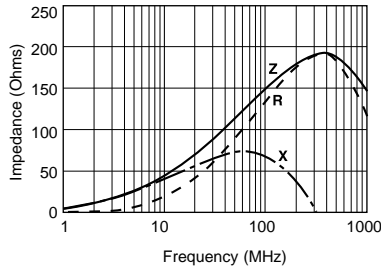


BLM21A121F

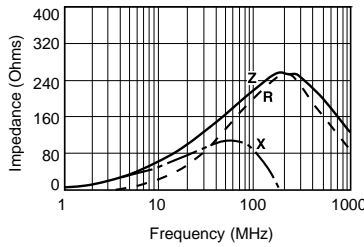


TYPICAL IMPEDANCE CHARACTERISTICS

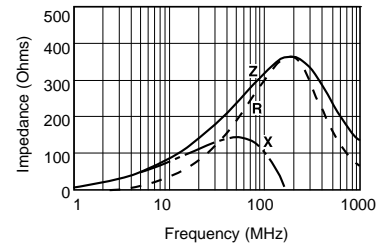
BLM21A151SG



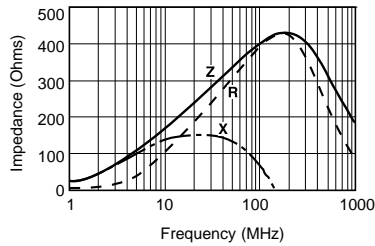
BLM21A221SG



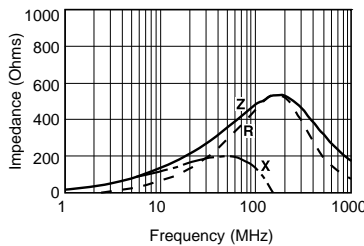
BLM21A331SG



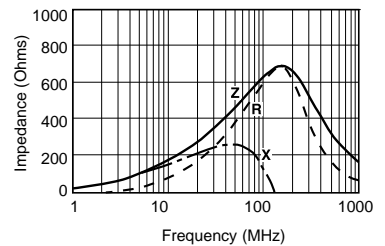
BLM21A401S



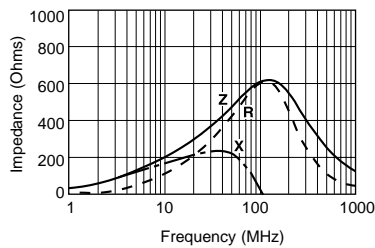
BLM21A471SG



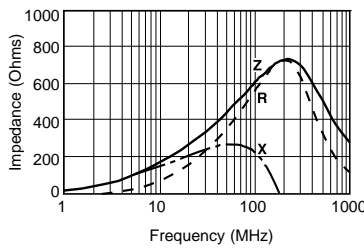
BLM21A601F



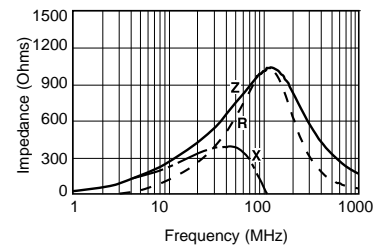
BLM21A601R



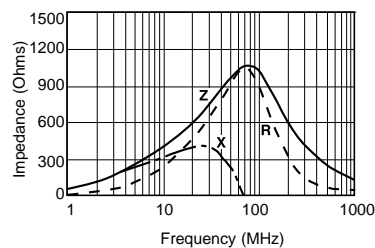
BLM21A601S



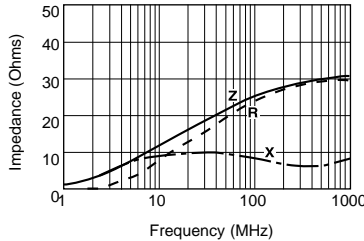
BLM21A102F



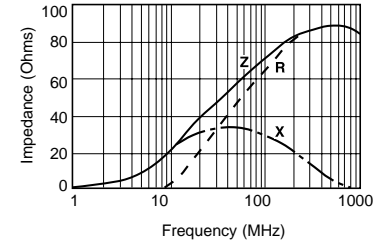
BLM21A102S



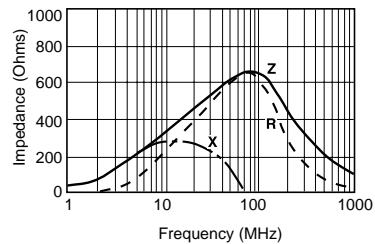
BLM31A260S



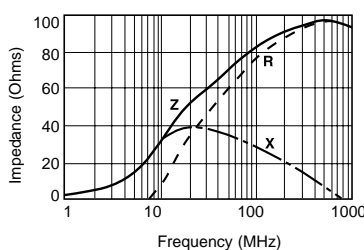
BLM31A700S



BLM31A601S (For low speed signal line)



BLM41A800S



BLM41A151S

