

LOW DROPOUT VOLTAGE REGULATOR.

The KIA78DS05 series consists of positive fixed output voltage regulator IC capable of sourcing current up to 30mA. Due to the features of low dropout voltage and low standby current, these devices are useful for battery powered equipment. This series includes current limiting, thermal shutdown, over voltage protection, input fault protection and excessive transient protection circuits internally.

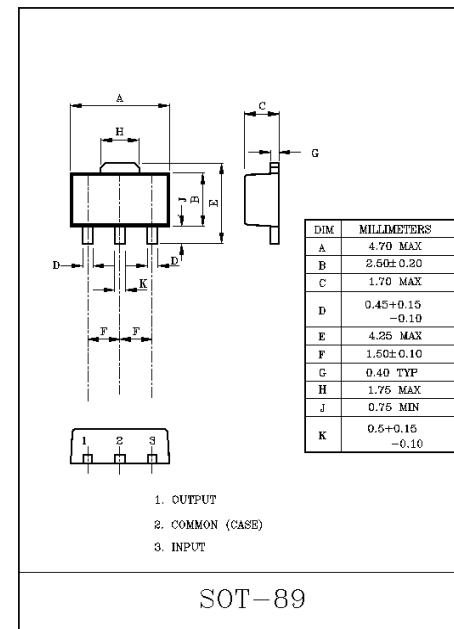
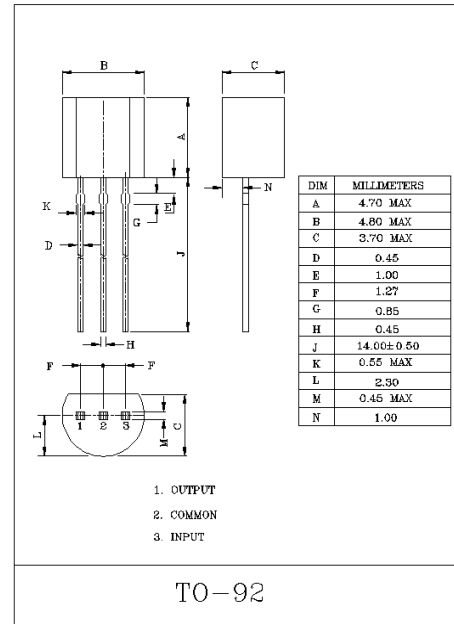
- Low Standby Current of 500 μ A Typical.
- Maximum Output Current Up to 30mA.
- Low Dropout Voltage of Less than 0.3V.
- Multi-protection : Reverse Connection of Power Supply, 60V Load Dump, Thermal Shut Down and Current Limiting.

MAXIMUM RATINGS (Ta=25 $^{\circ}$ C)

CHARACTERISTIC		SYMBOL	RATING	UNIT
Operating Input Voltage		V _{IN}	29	V
Input Voltage of Surge		V _{IN}	60	V
Power Dissipation	KIA78DS05 BP/BPV/CPV	P _D	600	mW
	KIA78DS05BF		500	
Operating Temperature		T _{opr}	-40~85	$^{\circ}$ C
Junction Temperature		T _j	150	$^{\circ}$ C
Storage Temperature		T _{stg}	-55~150	$^{\circ}$ C
Soldering Temperature		T _{SOL}	260 (10sec)	$^{\circ}$ C

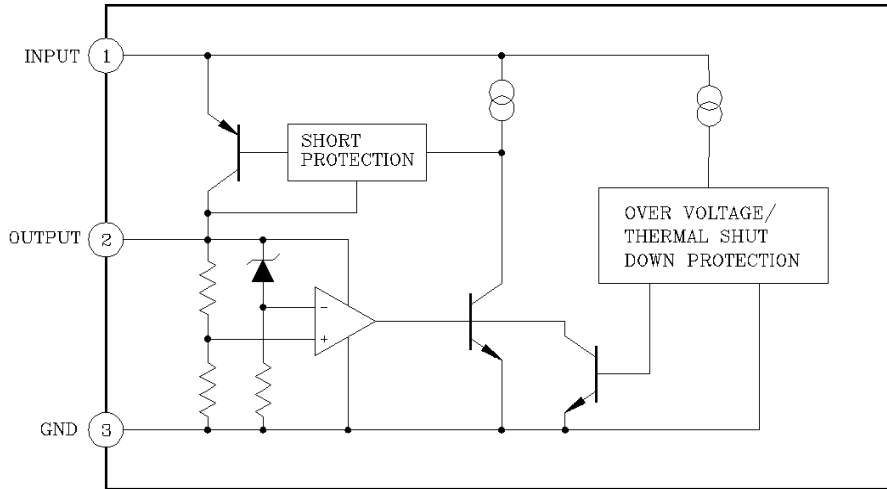
MARKING

Type No.	Marking
KIA78DS05BF	8M



KIA78DS05BP/BPV/BF/CPV

BLOCK DIAGRAM

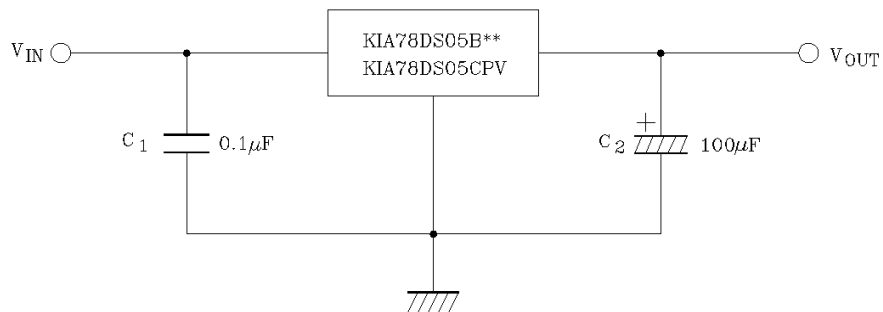


ELECTRICAL CHARACTERISTICS

(Unless otherwise specified, $V_{IN}=14V$, $I_{OUT}=5mA$, $C_{IN}=0.1\mu F$, $C_{OUT}=3.3\mu F$, $T_j=25^\circ C$)

CHARACTERISTIC	SYMBOL	TEST CONDITION	KIA78DS05B**			KIA78DS05CPV			UNIT
			MIN.	TYP.	MAX.	MIN.	TYP.	MAX.	
Output Voltage	V_{OUT}	$5.35V \leq V_{IN} \leq 26V$	4.75	5.0	5.25	4.8	5.0	5.2	V
		$5.35V \leq V_{IN} \leq 26V$ $-40^\circ C \leq T_a \leq 85^\circ C$	4.5	5.0	5.5	4.75	5.0	5.25	
Line Regulation	Reg-Line	$9.0V \leq V_{IN} \leq 16V$	-	1	10	-	1	10	mV
		$6.0V \leq V_{IN} \leq 26V$	-	4	30	-	4	30	
Load Regulation	Reg-Load	$5.0mA \leq I_{OUT} \leq 30mA$	-	1	50	-	1	50	mV
Quiescent Current	I_B	$I_{OUT}=0$	-	0.5	1	-	0.5	1	mA
		$6V \leq V_{IN} \leq 26V$, $I_{OUT}=5mA$	-	0.6	1	-	0.6	1	
Dropout Voltage	V_D	$I_{OUT}=5mA$	-	0.1	0.2	-	0.1	0.2	V
		$I_{OUT}=10mA$	-	0.2	0.3	-	0.2	0.3	
Max. Operating Voltage	V_{IN}		29	33	-	29	33	-	V

APPLICATION CIRCUIT



Capacitor C2 must be guaranteed to operate of the temperature range that the regulator should be operated correctly, 100μF is a suitable value to suppress the oscillation phenomenon at the output terminal.

KIA78DS05BP/BPV/BF/CPV

